



# Have Fun with Vocabulary!

Quizzes and  
Games for  
English Classes

**Annette Barnes, Jean Hines  
and Jennie Weldon**

Series Editor

**Peter Watcyn-Jones**



# **Have Fun with Vocabulary!**

## **Quizzes for English Classes**

**Annette Barnes, Jean Hines  
and Jennie Weldon**

Series Editor: Peter Watcyn-Jones



PENGUIN BOOKS



# Contents

Introduction	1
--------------	---

<b>Part 1 Teacher's notes</b>	<b>5</b>
-------------------------------	----------

<b>Part 2 Material for photocopying</b>	<b>37</b>
---	-----------

<i>Activity</i>	<i>Level*</i>	<i>Time†</i>	<i>Page</i>
<b>1 Food and drink</b>			<b>39</b>
1 Eating out	I	10	40
2 Too many cooks	I	10	41
3 Mix 'n' match	I	5	42
4 National dishes	I	10	43
5 Shopping basket	E	5	44
6 Round the world on a plate	I	20	45
<b>2 People</b>			<b>46</b>
7 Cracking the code	I	15	47
8 Who thought of that?	I	10	48
9 Compound fractures	E	5	49
10 Doctor Who?	I	15	50
11 How the other half lives	A	15	51
12 Identity parade	I	20	52
<b>3 Places</b>			<b>53</b>
13 Where am I?	I	5	54
14 Capital cities	I	10	55
15 Wish you were here	A	15	56
16 Island in the sun	E	10	59
17 If it's Tuesday it must be Brussels	I	10	60
18 Wonders of the world	I	20	61
<b>4 Animals</b>			<b>62</b>
19 Whatever is that?	I	5	63
20 Happy families	E	5	64
21 Big game hunting	I	10	65
22 Animal antics	I	15	66
23 Float like a butterfly, sting like a bee?	A	10	68
24 All creatures great and small	I	20	69
<b>5 Sports and games</b>			<b>70</b>
25 Under starter's orders	A	10	71
26 Game, set and match	I	5	72
27 Going for gold	I	10	73
28 Don't be a square	I	15	74
29 The three Vs—Verbs, Vocabulary and Venues	E	10	75
30 Pep talk	I	20	76

\* E: elementary I: intermediate A: advanced

† approximate time in minutes



<b>Activity</b>	<b>Level*</b>	<b>Time†</b>	<b>Page</b>
<b>6 Numbers</b>			<b>77</b>
31 Figure it out	A	10	78
32 Not more or less	I	10	79
33 The terrible twos	I	10	80
34 Next, please	E	10	81
35 Telling whoppers	I	15	82
36 Financial statement	E	15	83
<b>7 Shopping</b>			<b>84</b>
37 Shopping list	I	5	85
38 How do you buy it?	E	5	86
39 Bargain hunting	A	15	87
40 High Street	A	15	88
41 Below the belt	I	5	90
42 Sales pitch	I	20	91
<b>8 Nationalities</b>			<b>92</b>
43 Kilt or kaftan	E	5	93
44 Teach the world	I	15	94
45 Pardon my French	I	10	96
46 Home sweet home	I	10	97
47 Say what you mean	A	15	98
48 United Nations	I	20	99
<b>9 Transport</b>			<b>100</b>
49 Ticket to ride	E	5	101
50 Air traffic controller	I	15	102
51 Mornington Crescent	A	15	104
52 Trains and boats and planes	I	15	106
53 We're getting there	E	10	107
54 Slow boat to China	I	20	108
<b>10 The media</b>			<b>109</b>
55 Radio times	A	15	110
56 Bandstand	E	15	112
57 Picture parade	E	5	113
58 Pick a pair	I	10	114
59 All singing, all dancing	A	15	115
60 On the same wavelength	I	10	116
<b>11 Jobs</b>			<b>117</b>
61 I love my love	E	15	118
62 Jobsworth	I	10	119
63 A square peg in a round hole	I	10	120
64 Tools of the trade	I	10	121
65 Situations vacant	A	15	122
66 What's my line?	E/I	15	123

\* E: elementary I: intermediate A: advanced

† approximate time in minutes



<i>Activity</i>	<i>Level*</i>	<i>Time†</i>	<i>Page</i>
<b>12 Health and fitness</b>			<b>124</b>
67 On your toes	I	15	125
68 Wrong patient, wrong bed	A	10	126
69 Physician heal thyself	A	15	127
70 In sickness and in health	I	5	128
71 This is catching	E	10	129
72 A spoonful of sugar	A	20	130
<b>13 Colour and shape</b>			<b>131</b>
73 Roses are red, violets are blue	E	5	132
74 Any colour as long as it's black	A	15	133
75 Getting into shape	I	10	134
76 On yer bike	I	10	136
77 It's a question of colour	I	10	137
78 Flying the flag	I	10	138
<b>14 Sci-fi and mysteries</b>			<b>139</b>
79 Plot the planet	A	15	140
80 Watch this space	I	10	142
81 Whatever happened to or at?	I	15	143
82 Stars in your eyes	I	15	144
83 Print devils	A	20	145
84 Things that go bump in the night	A	20	146
<b>15 Fun with the English language</b>			<b>147</b>
85 Fill in and find out	A	15	148
86 Sounds alike	A	10	149
87 Spelling bee	I	5	150
88 The animals came in two by two	E	5	151
89 The shorter, the better	I	15	152
90 This won't hurt	A	15	153

\* E: elementary I: intermediate A: advanced

† approximate time in minutes



# Introduction

*Have Fun with Vocabulary! Quizzes for English Classes* is a collection of quizzes based on themes for use with large or small groups of mixed nationality and/or mixed-ability students, but it can also be used effectively with single nationality classes. It is ideal when three or four classes combine, but can be used too with a smaller group, though preferably no fewer than eight students. The maximum size of the group is dictated largely by the size of room, but two to five teams with between four and eight students in each will generate enough competitive spirit to ensure success.

The quizzes require a limited amount of writing but produce a great deal of discussion and conversation, and reading skills are also important in order to complete the tasks. Each unit also has a listening section at the end.

The units contain enough material to last for at least one hour, depending on the timings for individual quiz games, usually 10–15 minutes each, although some can be completed more quickly. As each game is independent of all the others, one or more can be left out if time is short. It is important to leave enough time at the end of each game to go through the answers, as this is an equally important part of the learning process.

Because we often held our quizzes at the end of a busy week, we needed to organise them quickly and efficiently, so organisation has been kept to a minimum. After a few quizzes the students were familiar enough with the idea to ask at the beginning of the week what the next quiz's theme would be, so that they could prepare vocabulary.

The authors have used all the materials in this book with groups of varying sizes and abilities and have found them to be extremely popular. Not only do the quizzes generate a wealth of useful vocabulary and discussion, but they have proved to be a lot of fun. Our students look forward to these activities and have referred to them as the 'Culture Quiz'. We can do no better than repeat a comment made by one of our students:

'What I like most about the quizzes is having to think fast in English.'

Whilst we have not knowingly poached material from other publications, it is always possible that our ideas have coincided with those of other authors. If this is the case, we will be happy to print an acknowledgement in future editions.

## The organisation of this book

There are fifteen units, each based on a different theme. Every unit contains a set of five quiz games and a listening activity, making six rounds in all. Detailed answer keys are provided in the Teacher's Notes.

The chosen themes are ones which occur in many course books and therefore provide a link for further practice and consolidation.

The Teacher's Notes, including answer keys, are provided at the beginning of the book, followed by the photocopiable material for student handouts.

## Using the material

The listening section is intended to be read aloud by the teacher, although it could be taped beforehand.

Teachers will have to photocopy the handouts, one copy of each quiz game for each team (unless otherwise suggested in the Teacher's Notes).

It is important to choose teams carefully, each of which should contain a wide mix of



## **Introduction**

nationalities and abilities if possible. The choice of team captains is also important. A good leader can sometimes turn the final result around, and captainship is looked upon as a responsibility and a challenge. Teachers can appoint captains, or ask each team to choose their own.

Students are often curious about the names given to the activities and teachers may feel it worthwhile to give an explanation before each game begins. Where necessary, we have given explanations in the Teacher's Notes.

## **Level**

The levels shown in the Contents list for each game give a general guide for selecting suitable material if working with students who are all at the same level, but there is still flexibility within this. If a game proves too difficult for a group, go more slowly and give more clues while the students are working. If a game is too easy, reduce the time limit (see Timing below). Once a teacher has used a unit, it will be easy to judge how suitable that unit is for similar classes and how fast to go through the games. Where a whole unit is easier or more difficult, we have said so in the Teacher's Notes for that unit. As teachers become familiar with the games, they will also find that any one could be used alone as an ice-breaker or filler, or could be used to reinforce particular teaching points or vocabulary.

## **Timing**

It is difficult to be specific about timing as it will depend on the level and abilities of each class, but each game has been given a suggested time limit. This is only a guide, and individual teachers will soon be able to see how long their students are taking to do the games.

Our quizzes were held in the last hour of the week. We allowed 10–15 minutes per game as a general rule, but remained completely flexible. Some games were found to be more difficult than anticipated, so we either allowed extra time, possibly eliminating another game to allow for this, or helped the students by giving hints to each group. We may have run out of time but never of material, as explaining the answers is a valuable way of spending the last few minutes. Teachers will quickly learn to adapt the material to their own group and to be very flexible too.

## **Scoring**

Our rule was one mark per correct answer, but here too flexibility is possible. Often an extra mark was allowed for a particularly good drawing or extra effort. In some cases there may be other acceptable answers to those given, so teachers may need to use their discretion when allocating points.

Scores were put on the board after each round (see separate plan) and a running total was kept.

## **General method for each quiz**

### **Before the quiz**

- 1 Photocopy the various handouts, one for each group unless otherwise stated. The teacher should be very flexible here, particularly if working within a strict time slot. Not all games in a unit need be used, and some games may be more suitable for a particular group and the skills they need to practise than others.
- 2 Organise the room, if possible, according to the plan on page 00. If the furniture cannot be rearranged, it is better to organise small teams so that students can just turn their chairs around to work with those behind them.



### 3 Draw up the scoreboard as follows:

<i>Sample scoreboard</i>	<b>Team A</b>	<b>Team B</b>	<b>Team C</b>	<b>Team D</b>	<b>etc</b>
<b>Round 1</b>					
<b>Round 2</b>					
<b>Round 3</b>					
<b>Round 4</b>					
<b>Round 5</b>					
<b>Round 6</b>					
<b>Running total</b>					
<b>Final score</b>					

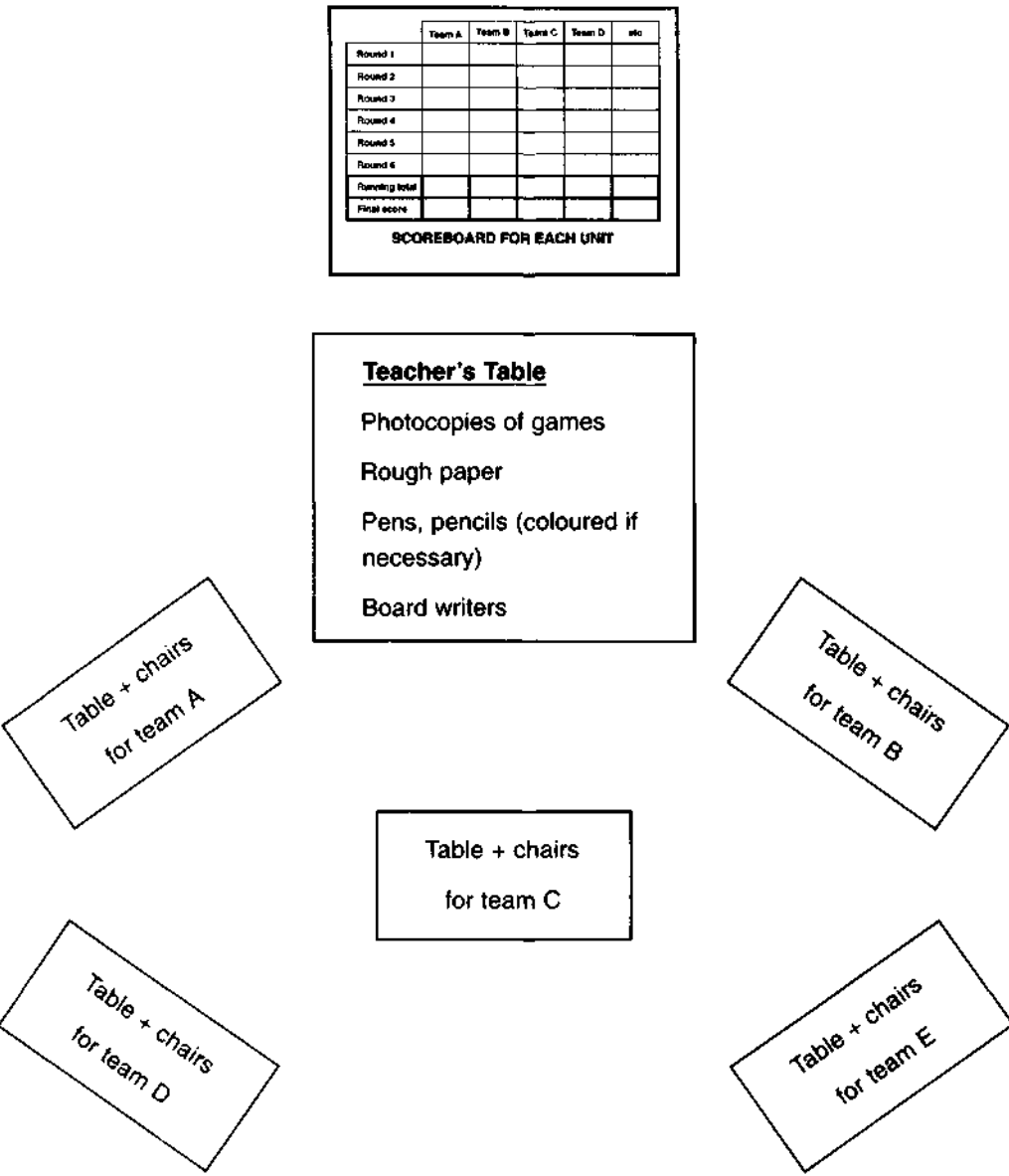
- 4 Arrange the group into teams and give each an identifying letter. Get each team to choose a captain or appoint captains yourself.

#### During the quiz

- 1 Introduce the quiz by saying, for example:  
 'Today we're going to do a quiz, an activity made up of different games or challenges. The theme is "Food and Drink". There will be X number of rounds, and as we complete each one the scores will be put up on the board. I/we want you to work together as a team and, above all, to enjoy yourselves!'
- 2 Round 1. Give out the handouts, issue instructions and start the first game with all teams. Warn them when there is only a minute left of the allotted time.  
 Countdown to stop ... 5-4-3-2-1.
- 3 Get teams to exchange papers and go through the answers with the whole group. Enter the scores on the board.
- 4 Give out the handouts for the next game and explain what the teams have to do. After the appropriate length of time repeat the countdown and marking procedure.
- 5 Continue in this way. The final game could be the listening activity, as this will quieten the room down.
- 6 Exchange the final game papers for marking, go through the answers and put the scores on to the scoreboard.
- 7 An exciting moment – add up and announce the final score in reverse order – another quiz over!



Suggested room plan



The role of the teacher

The teacher is there to act as organiser, facilitator and to generate enthusiasm.

A flexible approach works best. Where games are more difficult we have given an example at the beginning, but if this kind of activity is new to your students you may feel that the first answer in every case should be used as an example.

The listening sessions are always useful for focusing attention and calming the atmosphere. For this reason we have found them best placed at the end of the session, but there is no reason why the games could not be played in any order that works well for you.



# Part 1 Teacher's notes

## 1 Food and drink

The theme of food and drink is one that is universally popular and for that reason it could serve well as an introductory quiz. Students are generally united in their opinion of English food and we have tried to include plenty of examples of food from around the world as well.

Score 1 point for every correct answer. Maximum points available in this unit: 82.

### 1 Eating out

*Intermediate*

- 1 Give each group a copy of the handout on page 40. Tell them they must find 20 spelling mistakes in the menu and spell each word correctly on the lines at the bottom of the page.
- 2 Tell the groups they have 10 minutes and start them all at the same time. Warn them when they have only a minute left and make sure they all stop when told.
- 3 Get the groups to exchange papers for marking, and check the answers orally. Ask each team captain to read out the score and team letter, and write this up on the scoreboard. Record the running total.
- 4 Collect the papers. During the next round, check them and amend any mistakes.

#### Key

- |               |               |
|---------------|---------------|
| 1 soup        | 11 desserts   |
| 2 with        | 12 ice-cream  |
| 3 tomato      | 13 chocolate  |
| 4 mushrooms   | 14 strawberry |
| 5 garlic      | 15 fruit      |
| 6 beefburgers | 16 apple      |
| 7 vegetables  | 17 biscuits   |
| 8 peas        | 18 lemonade   |
| 9 potatoes    | 19 Cola       |
| 10 beans      | 20 Service    |

### 2 Too many cooks

*Intermediate*

- 1 Give each group a copy of the handout on page 41. Tell them they are looking for famous dishes and that the first letters of each word have been given as clues.
- 2 Tell the groups they have 10 minutes and start them all at the same time. Warn them when they have only a minute left and make sure they all stop when told.
- 3 Get the groups to exchange papers for marking, and check the answers orally. Ask each team captain to read out the score and team letter, and write this up on the scoreboard. Record the running total.

- 4 Collect the papers. During the next round, check them and amend any mistakes.

#### Key

- |                              |                        |
|------------------------------|------------------------|
| 1 quiche Lorraine (French)   | 6 chocolate cake       |
| 2 Bolognese sauce (Italian)  | 7 apple pie            |
| 3 moussaka (Greek)           | 8 strawberry ice-cream |
| 4 chicken curry (Indian)     | 9 marmalade            |
| 5 Spanish omelette (Spanish) | 10 paella (Spanish)    |

### 3 Mix 'n' match

*Intermediate*

- 1 Give each group a copy of the handout on page 42. Tell them they are to choose words from the list to complete each food or drink pair. Make sure they understand that they are looking for pairs of words that are commonly used together.
- 2 Tell the groups they have 5 minutes and start them all at the same time. Warn them when they have only a minute left and make sure they all stop when told.
- 3 Get the groups to exchange papers for marking, and check the answers orally. Ask each team captain to read out the score and team letter, and write this up on the scoreboard. Record the running total.
- 4 Collect the papers. During the next round, check them and amend any mistakes.

#### Key

- |                     |                |
|---------------------|----------------|
| 1 tonic             | 6 rhubarb      |
| 2 butter            | 7 orange sauce |
| 3 cream             | 8 bacon        |
| 4 bread             | 9 fish         |
| 5 Yorkshire pudding | 10 pepper      |

### 4 National dishes

*Intermediate*

- 1 Give each group a copy of the handout on page 43. Tell students they have to fill in the missing letters of famous national dishes and write the country or area of origin under each.
- 2 Tell the groups they have 10 minutes and start them all at the same time. Warn them when they have only a minute left and make sure they all stop when told.
- 3 Get the groups to exchange papers for marking, and check the answers orally. Ask each team captain to read out the score and team letter, and write this up on the scoreboard. Record the running total.
- 4 Collect the papers. During the next round, check them and amend any mistakes.

#### Key

- 1 couscous (North Africa)
- 2 sweet and sour pork (China)



## Teacher's notes

- 3 ratatouille (France)
- 4 polenta (Italy)
- 5 nasi goreng (Indonesia)
- 6 Spanish omelette (Spain)
- 7 chicken curry (India)
- 8 Hungarian goulash (Hungary)
- 9 steak and kidney pie (England)
- 10 Irish stew (Eire/Republic of Ireland)

## 5 Shopping basket

### Elementary

- 1 Give each group a copy of the handout on page 44. Tell students they must name the 12 fruits and vegetables illustrated and write them at the bottom of the page.
- 2 Tell the groups they have 5 minutes and start them all at the same time. Warn them when they have only a minute left and make sure they all stop when told.
- 3 Get the groups to exchange papers for marking, and check the answers orally. Ask each team captain to read out the score and team letter, and write this up on the scoreboard. Record the running total.
- 4 Collect the papers. During the next round, check them and amend any mistakes.

### Key

grapes	oranges
cucumber	pineapple
cauliflower	cherries
marrow	pepper
beans	mushrooms
celery	bananas

## 6 Round the world on a plate

### Intermediate

- 1 Give each group a copy of the handout on page 45. Make sure students understand that they have to listen and fill in the answers in the correct place on the grid.
- 2 Read each clue twice, giving teams time to confer and write their answer before you move on to the next. (With more elementary groups it may be advisable to read through all the questions again at the end.)
- 3 Get the groups to exchange papers for marking, and check the answers orally. Ask each team captain to read out the score and team letter, and write this up on the scoreboard. Record the running total.
- 4 Collect the papers. During the next round, check them and amend any mistakes or, if this is the last round, give the final scores.

### Listening script

I'm going to read out clues for the crossword. All the answers are connected with food and drink.

Let's start with 2 down. The word has three letters and the clue is: *The cup that cheers, but doesn't make you drunk.* It sounds like a letter. [Repeat clue.]

The next clue is 3 across. This is 2 words, but you can write them together on your crossword. The first word has 5 letters and the second word has 4 letters. The clue is: *The French sometimes call the English by this nickname and the English eat this food with Yorkshire pudding.* [Repeat clue.]

Now we are going to 1 down. This word has 7 letters and the clue is: *007 likes it shaken but not stirred.* [Repeat clue.]

Next, look at 5 across. This is a 5-letter word and the clue is: *A breakfast food which could also mean there's a celebration.* [Repeat clue.]

Go on to 5 down. You need a 6-letter word and the clue is: *This bird sounds as though it comes from Istanbul but it finds itself on American plates at Thanksgiving.* [Repeat clue.]

4 down is a word with 8 letters and the clue is: '27, 38 and a double portion of 41 could add up to a perfect Indian or Chinese meal to be eaten at home.' [Repeat clue.]

Next we go to 6 across. This word has 7 letters and the clue is: *You could be lucky in love or money by eating this seafood.* [Repeat clue.]

7 down is a 7-letter word and the clue is: *This vegetable made one particular American sailorman strong.* [Repeat clue.]

Now look at 8 across. This word has 8 letters and the clue is: *This Italian dessert is a real 'pick-me-up'.* [Repeat clue.]

The last word is 9 across and it has 6 letters. The clue is: 'An explosion in Britain or an old car.' [Repeat clue.]

### Key

Down	Across
1 martini	3 roast beef
2 tea	5 toast
4 takeaway	6 oysters
5 turkey	8 tiramisu
7 spinach	9 banger

## 2 People

This unit requires a wide range of vocabulary and is a bit more challenging, especially 'How the other half lives'. It is worth spending some time at the beginning to explain to students how the game 'Cracking the code' works.

Score 1 point for every correct answer. Maximum points available in this unit: 70.

'How the other half lives' is based on an idea in *Vocabulary Games and Activities for Teachers* by Peter Watcyn-Jones, published by Penguin English, 1994.



**7 Cracking the code***Intermediate*

- 1 Give each group a copy of the handout on page 47. Make sure they understand that they must solve the code and fill in the letters represented by the code in the boxes underneath the appropriate letters of the coded alphabet before they can attempt to find the 10 names. Point out that some code letters have been given to start them off and that some of the letters for the answers have also been given.
- 2 Tell the groups they have 15 minutes and start them all at the same time. Warn them when they have only a minute left and make sure they all stop when told.
- 3 Get the groups to exchange papers for marking, and check the answers orally. Ask each team captain to read out the score and team letter, and write this up on the scoreboard. Record the running total.
- 4 Collect the papers. During the next round, check them and amend any mistakes.

**Key**

A	B	C	D	E	F	G	H	I	J	K	L	M
N	O	P	Q	R	S	T	U	V	W	X	Y	Z
Z	A	B	C	D	E	F	G	H	I	J	K	L

- |            |                |
|------------|----------------|
| 1 Rasputin | 6 Kennedy      |
| 2 Aladdin  | 7 Castro       |
| 3 Dracula  | 8 Hamlet       |
| 4 Tarzan   | 9 Frankenstein |
| 5 Hannibal | 10 Churchill   |

**8 Who thought of that?***Intermediate*

- 1 Give each group a copy of the handout on page 48. Tell them they must write the appropriate name and date next to each invention.
- 2 Tell the groups they have 10 minutes and start them all at the same time. Warn them when they have only a minute left and make sure they all stop when told.
- 3 Get the groups to exchange papers for marking, and check the answers orally. Ask each team captain to read out the score and team letter, and write this up on the scoreboard. Record the running total.
- 4 Collect the papers. During the next round, check them and amend any mistakes.

**Key**

- 1 John Logie Baird, 1926
- 2 Alexander Graham Bell, 1876
- 3 Alexander Fleming, 1928
- 4 Igor Sikorsky, 1939
- 5 Lazlo Biro, 1944
- 6 The Montgolfier brothers, 1783
- 7 William Webb Ellis, 1823
- 8 Richard Trevithick, 1804
- 9 John Montagu, The 4th Earl of Sandwich (1718–1792), the mid 1700s
- 10 Joseph Guillotin, 1792

**9 Compound fractures***Elementary*

- 1 Give each group a copy of the handout on page 49. Tell them there are clues at the bottom of the page to help them find words formed from the names of the parts of the body in the illustrations. Give an example, e.g. *mouthpiece*. Tell them to write each word next to the appropriate picture.
- 2 Tell the groups they have 5 minutes and start them all at the same time. Warn them when they have only a minute left and make sure they all stop when told.
- 3 Get the groups to exchange papers for marking, and check the answers orally. Ask each team captain to read out the score and team letter, and write this up on the scoreboard. Record the running total.
- 4 Collect the papers. During the next round, check them and amend any mistakes.

**Key**

- |              |                    |
|--------------|--------------------|
| 1 earring    | 6 foot-fault       |
| 2 nosebag    | 7 eye-shadow/liner |
| 3 headline   | 8 necklace         |
| 4 handcuff   | 9 shoulder bag     |
| 5 background | 10 fingerprint     |

**10 Doctor Who?***Intermediate*

- 1 Give each group a copy of the handout on page 50. Tell them they must fill in the missing letters to reveal 10 famous people. (The instructions give additional clues.)
- 2 Tell the groups they have 15 minutes and start them all at the same time. Warn them when they have only a minute left and make sure they all stop when told.
- 3 Get the groups to exchange papers for marking, and check the answers orally. Ask each team captain to read out the score and team letter, and write this up on the scoreboard. Record the running total.
- 4 Collect the papers. During the next round, check them and amend any mistakes.

**Key**

- |                     |                   |
|---------------------|-------------------|
| 1 Charles de Gaulle | 6 Joseph Stalin   |
| 2 Marilyn Monroe    | 7 Oscar Wilde     |
| 3 Tchaikovsky       | 8 Charles Dickens |
| 4 Michelangelo      | 9 Marie Curie     |
| 5 Marco Polo        | 10 Anna Pavlova   |

**11 How the other half lives ?***Advanced*

- 1 Give each group a copy of the handout on page 51 and read the instructions with the whole class. Point out that some letters in each word have been given to help them.
- 2 Tell the groups they have 15 minutes and start them all at the same time. Warn them when they have only a minute left and make sure they all stop when told.



## Teacher's notes

- 3 Get the groups to exchange papers for marking, and check the answers orally. Ask each team captain to read out the score and team letter, and write this up on the scoreboard. Record the running total.
- 4 Collect the papers. During the next round, check them and amend any mistakes.

### Key

- |                  |                 |
|------------------|-----------------|
| 1 gypsies        | 6 entrepreneurs |
| 2 hippies        | 7 yuppies       |
| 3 punks          | 8 tramps        |
| 4 Buddhist monks | 9 burglars      |
| 5 fans           | 10 royalty      |

## 12 Identity parade ?

Intermediate

- 1 Give each group a copy of the handout on page 52. Make sure students understand that they have to listen and fill in the answers in the correct place on the grid.
- 2 Read each clue twice, giving teams time to confer and write their answer before you move on to the next. (With more elementary groups it may be advisable to read through all the questions again at the end.)
- 3 Get the groups to exchange papers for marking, and check the answers orally. Ask each team captain to read out the score and team letter, and write this up on the scoreboard. Record the running total.
- 4 Collect the papers. During the next round, check them and amend any mistakes or, if this is the last round, give the final scores.

### Listening script

I am going to read out clues for the crossword. All the answers are names of famous people.

Let's start with 2 down. This name has 5 letters and the clue is: *Although this singer is dead, people still remember his first name. He also had two nicknames – one regal and one which rhymed with his first name.* [Repeat clue.]

The next clue is 3 across. This is 9 letters and the clue is: *He composed some of the most beautiful music in the world but as he got older he couldn't hear it.* [Repeat clue.]

Now look at 4 across. This is 6 letters and the clue is: *This man enjoyed his visit to Britain so much that he sent lots of his countrymen to settle here. They spelt four 'IV'. His title was Caesar but what was his name?* [Repeat clue.]

Now we are going to 4 down. This is 4 letters and the clue is: *The girl came from a poor family and became a leader of the French people. She was made a saint.* [Repeat clue.]

5 across is a name with 8 letters. The clue is: *He was born on one island, died on another very far away and his tomb is in Paris. He wasn't a friend of most Europeans.* [Repeat clue.]

Go on to 6 down. This is 9 letters long and the clue is: *She was a famous queen of Egypt.* [Repeat clue.]

Now look at 7 down, a name with 5 letters. The clue is: *This British king was a great sportsman, musician and*

*eater but his married life was stormy and varied and women lost more than their hearts to him.* [Repeat clue.]

Next is 9 across. There are 11 letters in this name and the clue is: *Simply the best known surname in English literature, a whole town is famous as his birthplace.* [Repeat clue.]

Next we go to 8 down. This name is 6 letters long and the clue is: *She wears a sari but the country of her birth isn't India. She won a famous prize but didn't spend the money on herself.* [Repeat clue.]

The last one is 1 across. 7 letters. The clue is: *A comic little Frenchman whose name in print draws our attention, but he isn't real.* [Repeat clue.]

### Key

#### Across

- 1 Asterix
- 3 Beethoven
- 4 Julius
- 5 Napoleon
- 9 Shakespeare

#### Down

- 2 Elvis (the King, the Pelvis)
- 4 Joan (of Arc)
- 6 Cleopatra
- 7 Henry (VIII)
- 8 (Mother) Teresa

## 3 Places

A varied quiz with quite a heavy reading load in 'Wish you were here', but this is compensated for by 'Capital cities' and 'Island in the sun'.

Score 1 point for every correct answer. Maximum points available in this unit: 75.

## 13 Where am I?

Intermediate

- 1 Give each group a copy of the handout on page 54. Tell them they must identify each country from the clues and choose from the list at the bottom. They must write the correct countries in the spaces.
- 2 Tell the groups they have 5 minutes and start them all at the same time. Warn them when they have only a minute left and make sure they all stop when told.
- 3 Get the groups to exchange papers for marking, and check the answers orally. Ask each team captain to read out the score and team letter, and write this up on the scoreboard. Record the running total.
- 4 Collect the papers. During the next round, check them and amend any mistakes.

### Key

- |              |           |
|--------------|-----------|
| 1 Antarctica | 6 Sweden  |
| 2 the Arctic | 7 Lapland |
| 3 Japan      | 8 India   |
| 4 Australia  | 9 the USA |
| 5 Spain      | 10 Peru   |



**14 Capital cities***Intermediate*

- 1 Give each group a copy of the handout on page 55. Explain that students must supply two answers for each question, as in the example given. First, they have to unscramble the name of a country, then they must give the capital city of that country.
- 2 Tell the groups they have 10 minutes and start them all at the same time. Warn them when they have only a minute left and make sure they all stop when told.
- 3 Get the groups to exchange papers for marking, and check the answers orally. Ask each team captain to read out the score and team letter, and write this up on the scoreboard. Record the running total.
- 4 Collect the papers. During the next round, check them and amend any mistakes.

**Key**

<i>Country</i>	<i>Capital</i>
1 Sweden	Stockholm
2 Afghanistan	Kabul
3 Poland	Warsaw
4 Australia	Canberra
5 Canada	Ottawa
6 Northern Ireland	Belfast
7 Argentina	Buenos Aires
8 Thailand	Bangkok
9 Philippines	Manila
10 Iceland	Reykjavik

**15 Wish you were here***Advanced*

- 1 Give each group a copy of the handout on pages 56 and 58. (For large groups two may be useful, but tell the students they should only record their answers on one of them.)

Explain that these are postcard messages with the place names blanked out. They must read each message and write the correct place in the numbered spaces at the end.

- 2 Tell the groups they have 15 minutes and start them all at the same time. Warn them when they have a minute left and make sure they all stop when told.
- 3 Get the groups to exchange papers for marking and check the answers orally. Ask each team captain to read out the score and team letter and write this up on the scoreboard. Record the running total.
- 4 Collect the papers. During the next round, check them and amend any mistakes.

**Key**

1 London	6 Scotland	12 Berlin
2 Thames	7 Loch Ness	13 Venice
3 Tower of London	8 Copenhagen	14 Leaning Tower of Pisa
	9 Holland	
4 Ireland	10 Eiffel Tower	15 Barcelona
5 Dublin	11 Paris	

**16 Island in the sun***Elementary*

- 1 Give each group a copy of the handout on page 59. (For large groups it is probably a good idea to give two copies of the maps to each group so that some students don't find themselves trying to identify the outlines upside down.) It is worth stressing that the maps are not drawn to the same scale.

Explain that teams must match the island names to the map outlines but that there is a 'joker' amongst the map outlines that is not an island. They must identify this country and supply its name.

- 2 Tell the groups they have 10 minutes and start them all at the same time. Warn them when they have only a minute left and make sure they all stop when told.
- 3 Get the groups to exchange papers for marking, and check the answers orally. Ask each team captain to read out the score and team letter, and write this up on the scoreboard. Record the running total.
- 4 Collect the papers. During the next round, check them and amend any mistakes.

**Key**

- 1 Ireland
- 2 Cyprus
- 3 New Zealand
- 4 Corsica
- 5 Balearic Islands
- 6 Sardinia
- 7 Sicily
- 8 England – the 'joker' (Great Britain not acceptable)
- 9 Cuba
- 10 Australia

**17 If it's Tuesday it must be Brussels***Intermediate*

The title of this game was taken from a stage play which referred to the hectic schedule on most package holiday tours.

- 1 Give each group a copy of the handout on page 60. Tell them that they must identify cities from the clues. The names of the cities are given at the bottom of the paper and teams should write the correct city in the box after each clue.
- 2 Tell the groups they have 10 minutes and start them all at the same time. Warn them when they have only a minute left and make sure they all stop when told.
- 3 Get the groups to exchange papers for marking, and check the answers orally. Ask each team captain to read out the score and team letter, and write this up on the scoreboard. Record the running total.
- 4 Collect the papers. During the next round, check them and amend any mistakes.



## Teacher's notes

### Key

- |                  |               |
|------------------|---------------|
| 1 Mexico City    | 6 Monte Carlo |
| 2 Paris          | 7 Tokyo       |
| 3 Moscow         | 8 London      |
| 4 Rome           | 9 Cairo       |
| 5 Rio de Janeiro | 10 Vienna     |

## 18 Wonders of the world Intermediate

- 1 Give each group a copy of the handout on page 61. Make sure students understand that they have to listen and fill in the answers in the correct place on the grid.
- 2 Read each clue twice, giving teams time to confer and write their answer before you move on to the next. (With more elementary groups it may be advisable to read through all the questions again at the end.)
- 3 Get the groups to exchange papers for marking, and check the answers orally. Ask each team captain to read out the score and team letter, and write this up on the scoreboard. Record the running total.
- 4 Collect the papers. During the next round, check them and amend any mistakes or, if this is the last round, give the final scores.

### Listening script

I'm going to read out the clues for the crossword. The answers are all rivers, cities or places of interest.

Let's start with 1 across. This word has 10 letters and the clue is: *A capital city named after the first president of the USA.* [Repeat clue.]

The next clue is 2 down, a word with 6 letters. The clue is: *A river a waltz was named after.* [Repeat clue.]

Now look at 3 down. This is two words but you can write them together in the grid. The first word is 3 letters and the second is 5 letters. The clue is: *A tomb built for love of an Indian empress.* [Repeat clue.]

Next we go to 4 across. This word has 6 letters and the clue is: *A British island you might want to wear.* [Repeat clue.]

Now look at 5 down. This is a 7-letter word and the clue is: *You can't sail into New York without seeing a statue of this lady.* [Repeat clue.]

6 across is next. This word has 4 letters and the clue is: *A river which has two colours.* [Repeat clue.]

Now look at 7 down, which is a word of 5 letters. The clue is: *The Valley of the Kings is here.* [Repeat clue.]

Now we go on to 7 across, which is two words. The first one is 6 letters and the second is 5 letters. The clue is: *This heavy metal structure has a good view of the Seine.* [Repeat clue.]

On to 8 down. 6 letters this time, and the clue is: *An island named after the Christian festival on which it was discovered.* [Repeat clue.]

Last is 9 across. 9 letters and the clue is: *Another island, famous for its rock fortress and monkeys.* [Repeat clue.]

### Key

#### Across

- 1 Washington
- 4 Jersey
- 6 Nile
- 7 Eiffel Tower
- 9 Gibraltar

#### Down

- 2 Danube
- 3 Taj Mahal
- 5 Liberty
- 7 Egypt
- 8 Easter

## 4 Animals

We found that the crossword in this unit, 'Animal antics', was a useful introduction to the idea of students writing their own clues and designing a crossword in a subsequent lesson.

Score 1 point for every correct answer. Maximum points available in this unit: 143. (There are 76 spaces for 'Big game hunting'.)

## 19 Whatever is that? Intermediate

- 1 Give each group a copy of the handout on page 63. Tell them they must sort the animals, birds and fish in the list into three categories. Go through the three examples given. Tell them there are some creatures in the list that will not fit into any of the categories and that they will get one point for every animal correctly placed.
- 2 Tell the groups they have 5 minutes and start them all at the same time. Warn them when they have only a minute left and make sure they all stop when told.
- 3 Get the groups to exchange papers for marking, and check the answers orally. Ask each team captain to read out the score and team letter, and write this up on the scoreboard. Record the running total.
- 4 Collect the papers. During the next round, check them and amend any mistakes.

### Key

#### Feather

- ostrich  
parrot  
robin  
sparrow

#### Fin

- carp  
cod  
dolphin  
shark

#### Fur

- kangaroo  
jackal  
jaguar  
mink

Not in any of these categories: crab, crocodile, snail, tortoise.

## 20 Happy families Elementary

- 1 Give each group a copy of the handout on page 64. Tell them they must complete each animal family by filling in the missing word.



- 2 Tell the groups they have 5 minutes and start them all at the same time. Warn them when they have only a minute left and make sure they all stop when told.
- 3 Get the groups to exchange papers for marking, and check the answers orally. Ask each team captain to read out the score and team letter, and write this up on the scoreboard. Record the running total.
- 4 Collect the papers. During the next round, check them and amend any mistakes.

**Key**

- |            |           |
|------------|-----------|
| 1 duckling | 6 hen     |
| 2 stallion | 7 stag    |
| 3 puppy    | 8 ram     |
| 4 bull     | 9 peacock |
| 5 piglet   | 10 vixen  |

## 21 Big game hunting

*Intermediate*

- 1 Give each group a copy of the handout on page 65. Explain that the words they make can only be formed using the letters in each of the long words and that they must consist of three letters or more.
- 2 Tell the groups they have 10 minutes and start them all at the same time. Warn them when they have only a minute left and make sure they all stop when told.
- 3 Get the groups to exchange papers for marking, and check the answers orally. Ask each team captain to read out the score and team letter, and write this up on the scoreboard. Record the running total.
- 4 Collect the papers. During the next round, check them and amend any mistakes.

**Key**

Free choice, but here are some suggestions:

### HIPPOPOTAMUS

ham	must	shout	stoop
hit	pat	sit	stop
hop	path	soap	tap
hot	pot	soup	this
map	ship	spot	
mat	shoot	spout	
most	shop	stamp	

### RHINOCEROS

chin	horse	rich	shore
choose	inch	rise	sin
coin	iron	score	sir
corn	nice	shin	snore
heron	noise	shine	sore
hire	nose	shire	
horn	rice	shoe	

## 22 Animal antics

*Intermediate*

- 1 There are two pages to this game, clues and grid. Give each group a copy of each handout on pages 66 and 67.

With elementary groups it may be necessary to supply the answers to one or two of the more difficult questions to get them started.

Tell the groups they must write their answers in the correct places in the grid.

- 2 Tell the groups they have 15 minutes and start them all at the same time. Warn them when they have only a minute left and make sure they all stop when told.
- 3 Get the groups to exchange papers for marking, and check the answers orally. Ask each team captain to read out the score and team letter, and write this up on the scoreboard. Record the running total.
- 4 Collect the papers. During the next round, check them and amend any mistakes.

**Key**

*Across*

- 2 goose
- 4 horse
- 7 eagle
- 8 turtle
- 9 panda
- 12 lions
- 15 octopus
- 16 owl
- 17 man
- 18 wolf

*Down*

- 1 tiger
- 3 eel
- 5 oxen
- 6 emu
- 7 elephant
- 10 dragonfly
- 11 salmon
- 13 cow
- 14 camel

## 23 Float like a butterfly, sting like a bee?

*Advanced*

The title of this round was the catchphrase of the boxer Cassius Clay who later became Mohammed Ali.

- 1 Give each group a copy of the handout on page 68. Tell the groups that the animals they need are all listed at the bottom of the page, but in the wrong order, and they must write the correct one in each space.
- 2 Tell the groups they have 10 minutes and start them all at the same time. Warn them when they have only a minute left and make sure they all stop when told.
- 3 Get the groups to exchange papers for marking, and check the answers orally. Ask each team captain to read out the score and team letter, and write this up on the scoreboard. Record the running total.
- 4 Collect the papers. During the next round, check them and amend any mistakes.

**Key**

- 1 fox
- 2 cat (cats have an inquisitive nature which sometimes leads them into danger)
- 3 butterflies (the fluttering feeling of fear or nerves)
- 4 bear (extremely irritable, like a bear woken from hibernation)
- 5 mouse
- 6 snail



### Teacher's notes

- 7 sheep (from a popular fable, where the wolf dressed as a sheep to appear harmless)
- 8 crow (a direct route, as a bird would fly)
- 9 eel
- 10 duck (a natural affinity or ability)

## 24 All creatures great and small

*Intermediate*

- 1 Give each group a copy of the handout on page 69. Make sure students understand that they must listen carefully to each clue and fill in the grids. Tell them that there are letter clues on their answer papers.
- 2 Read each clue twice, giving teams time to confer and write their answer before you move on to the next. (With more elementary groups it may be advisable to read through all the questions again at the end.)
- 3 Get the groups to exchange papers for marking, and check the answers orally. Ask each team captain to read out the score and team letter, and write this up on the scoreboard. Record the running total.
- 4 Collect the papers. During the next round, check them and amend any mistakes or, if this is the last round, give the final scores.

### Listening script

Listen carefully to these clues and write down the animals you think I am talking about. Some letters have been given to you as clues.

- 1 This animal lives in every country except Ireland. It has no legs but can move fast. It is long but not wide and can sometimes be dangerous. [Repeat clue.]
- 2 This animal would need a very long scarf if it lived in a cold country. [Repeat clue.]
- 3 These huge mammals don't live on land at all. There are several species – one is blue. [Repeat clue.]
- 4 These animals live in parks. They have beautiful tails and they store food for the winter. [Repeat clue.]
- 5 This animal's beautiful tail is cut off when it's hunted. It is supposed to be very clever. [Repeat clue.]
- 6 The King of the Beasts. [Repeat clue.]
- 7 Man's best friend. [Repeat clue.]
- 8 Three famous horses:
  - a) a fabled horse with a horn.
  - b) a wooden horse which won a war.
  - c) a winged horse. [Repeat clues.]
- 9 A cartoon partnership, cat and mouse. [Repeat clue.]
- 10 Another cartoon character: Charlie Brown's friend. [Repeat clue.]

### Key

- |             |                         |
|-------------|-------------------------|
| 1 snake     | 7 dog                   |
| 2 giraffe   | 8 a) unicorn            |
| 3 whales    | b) wooden horse of Troy |
| 4 squirrels | c) Pegasus              |
| 5 fox       | 9 Tom and Jerry         |
| 6 lion      | 10 Snoopy               |

## 5 Sports and games

Sport is always a popular topic and even very elementary students can make a contribution here.

More topical games, based on those given, can be included at times of the World Cup or the Olympic Games, working perhaps with the names of popular athletes or footballers.

Score 1 point for every correct answer. Maximum points available in this unit: 70.

## 25 Under starter's orders

*Advanced*

- 1 Give each group a copy of the handout on page 71. Tell them that only one of the three possible definitions in each question is correct and they must decide together on the correct one.
- 2 Tell the groups they have 10 minutes and start them all at the same time. Warn them when they have only a minute left and make sure they all stop when told.
- 3 Get the groups to exchange papers for marking, and check the answers orally. Ask each team captain to read out the score and team letter, and write this up on the scoreboard. Record the running total.
- 4 Collect the papers. During the next round, check them and amend any mistakes.

### Key

- 1 a golf club
- 2 a score in tennis (40–40)
- 3 a board game (played with counters on a board of long, thin triangles)
- 4 a chess piece (a horse's head; at the start of the game it is between the castle and the bishop)
- 5 an athletics event (contestants run and jump over hurdles)
- 6 a sandpit on a golf course
- 7 where cars stop during a race
- 8 a special way of swimming (lifting both arms free of the water together)
- 9 a cycle race
- 10 a sport played with a racket

## 26 Game, set and match

*Intermediate*

- 1 Give each group a copy of the handout on page 72. Tell them that the names of the sports and games they need are all printed at the bottom of the page and they must write the correct one next to each piece of equipment.
- 2 Tell the groups they have 5 minutes and start them all at the same time. Warn them when they have only a minute left and make sure they all stop when told.
- 3 Get the groups to exchange papers for marking, and check the answers orally. Ask each team captain to read



out the score and team letter, and write this up on the scoreboard. Record the running total.

- 4 Collect the papers. During the next round, check them and amend any mistakes.

### Key

- |             |   |
|-------------|---|
| 1 badminton | 7 mountain climbing                         |
| 2 cricket   | 8 fencing                                   |
| 3 chess     | 9 cards                                     |
| 4 boxing    | 10 underwater swimming/<br>motorbike racing |
| 5 polo      |   |
| 6 golf      |   |

## 27 Going for gold

Intermediate

- 1 Give each group a copy of the handout on page 73. Tell them that each word unscrambles to spell the name of an Olympic event. The first letter of each has been given to them as a clue.
- 2 Tell the groups they have 10 minutes and start them all at the same time. Warn them when they have only a minute left and make sure they all stop when told.
- 3 Get the groups to exchange papers for marking, and check the answers orally. Ask each team captain to read out the score and team letter, and write this up on the scoreboard. Record the running total.
- 4 Collect the papers. During the next round, check them and amend any mistakes.

### Key

- |                 |                  |
|-----------------|------------------|
| 1 weightlifting | 6 gymnastics     |
| 2 karate        | 7 figure skating |
| 3 diving        | 8 cycling        |
| 4 archery       | 9 javelin        |
| 5 decathlon     | 10 show jumping  |

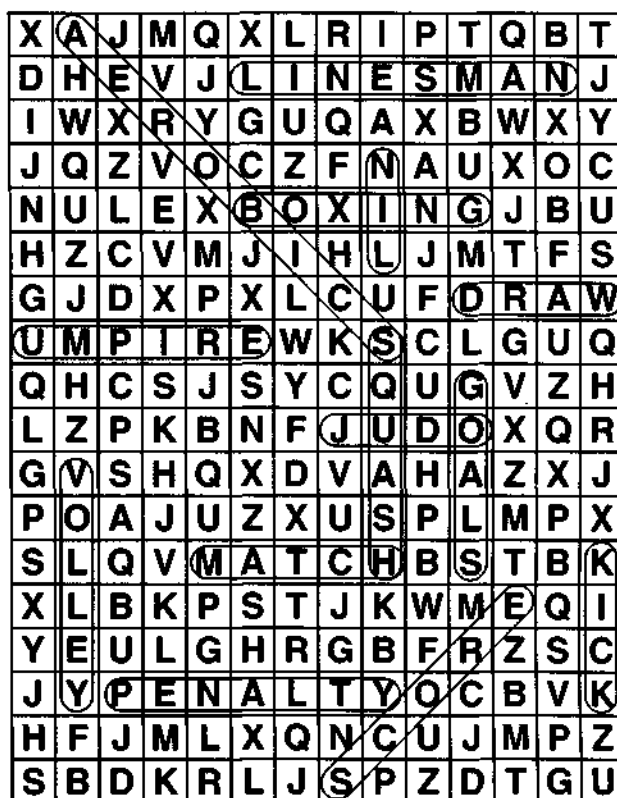
## 28 Don't be a square

Intermediate

- 1 Give each pair of students a copy of the handout on page 74 but tell them each team must record all their answers on one copy only. Make sure they all understand the words *horizontally*, *vertically* and *diagonally* and suggest that they may like to circle or highlight each word on the grid as they find it, as well as writing it at the bottom of the page.
- 2 Tell the groups they have 15 minutes and start them all at the same time. Warn them when they have only a minute left and make sure they all stop when told.
- 3 Get the groups to exchange papers for marking, and check the answers orally. Ask each team captain to read out the score and team letter, and write this up on the scoreboard. Record the running total.
- 4 Collect the papers. During the next round, check them and amend any mistakes.

### Key

aerobics, kick, squash, goals, judo, volley, match, score, umpire, linesman, penalty, boxing, draw (=0-0, 1-1, 2-2 etc.), nil (=0)



## 29 The three Vs – Verbs, Vocabulary and Venues

Elementary

- 1 Give each group a copy of the handout on page 75. Tell them that there are three sections to this game and that they are looking for a different kind of word in each section.
- 2 Tell the groups they have 10 minutes and start them all at the same time. Warn them when they have only a minute left and make sure they all stop when told.
- 3 Get the groups to exchange papers for marking, and check the answers orally. Ask each team captain to read out the score and team letter, and write this up on the scoreboard. Record the running total.
- 4 Collect the papers. During the next round, check them and amend any mistakes.

### Key

- |            |                  |
|------------|------------------|
| A 1 bounce | B 1 stick        |
| 2 throw    | 2 bat            |
| 3 catch    | 3 club           |
| 4 hit      | 4 mallet         |
| 5 dribble  | 5 racquet/racket |



### Teacher's notes

- C 1 football  
2 golf  
3 motor racing (annual Grand Prix event)  
4 motorbike racing  
5 tennis

## 30 Pep talk

Intermediate

- 1 Give each group a copy of the handout on page 76. Make sure students understand that they have to listen and fill in the answers in the correct place on the grids. Then they must take the letters in the numbered squares and rearrange them to give the name of a famous boxer.
- 2 Read each clue twice, giving teams time to confer and write their answer before you move on to the next. (With more elementary groups it may be advisable to read through all the questions again at the end.)
- 3 Get the groups to exchange papers for marking, and check the answers orally. Ask each team captain to read out the score and team letter, and write this up on the scoreboard. Record the running total.
- 4 Collect the papers. During the next round, check them and amend any mistakes or, if this is the last round, give the final scores.

### Listening script

Listen carefully and write in the grids each sport or game you think I am talking about.

- 1 You must wear white and bow to your opponent. [Repeat clue.]
- 2 This game is for two or four players. The ball should bounce but never hit the ground. [Repeat clue.]
- 3 Your weight is important if you want to do this – you hold nothing in your hands but you wear something on them. [Repeat clue.]
- 4 You should wear a crash helmet. You can overtake. You can eat and drink during a competition. You also need to have strong legs. [Repeat clue.]
- 5 The competitors are overweight in this sport – the competition is over in a few minutes. It's a national sport in the Far East. [Repeat clue.]
- 6 The teams wear different coloured caps. They are not allowed to splash water into an opponent's face. [Repeat clue.]
- 7 If you keep your balance you can go very fast, slide and dance but if you fall over you will get very cold. [Repeat clue.]
- 8 This is called the Sport of Kings. People win or lose a great deal of money over it. [Repeat clue.]
- 9 This board game involves property and paper money. [Repeat clue.]
- 10 If you want to try this sport you'll need a slope, expensive equipment and good balance. It's an Olympic sport. [Repeat clue.]

Now, using the letters in the squares marked 1 to 8, name the famous boxer in the squares at the bottom of the page.

### Key

- |                  |                |
|------------------|----------------|
| 1 judo           | 6 water polo   |
| 2 table tennis   | 7 ice skating  |
| 3 boxing         | 8 horse racing |
| 4 cycling        | 9 Monopoly     |
| 5 sumo wrestling | 10 skiing      |

The famous boxer is Mohammed Ali

## 6 Numbers

The most linguistically gifted are not always numerate, and this quiz gives the more elementary student an equal chance, particularly with 'Next, please'.

Score 1 point for every correct answer. (Split marks possible in 'Figure it out' and 'Next, please'.) Maximum points available in this unit: 60.

'Next, please' is based on an idea from *Next Number, Writing Warm-Ups* by Abigail Tom and Heather McKay, published by Alemany Press, 1989.

## 31 Figure it out

Advanced

- 1 Give each group a copy of the handout on page 78. Go through the example with the whole class and tell them that some of the questions have clues to help them.
- 2 Tell the groups they have 10 minutes and start them all off at the same time. Warn them when they have only a minute left and make sure they all stop when told.
- 3 Get the groups to exchange papers for marking, and check the answers orally. Ask each team captain to read out the score and the team letter, and write this up on the scoreboard. Record the running total.
- 4 Collect the papers. During the next round, check them and amend any mistakes.

### Key

- 1 12 months of the year
- 2 Snow White and the 7 dwarfs (Walt Disney cartoon film)
- 3 Around the World in 80 Days (written by Jules Verne)
- 4 64 squares on a chess board
- 5 24 hours in the day

## 32 Not more or less

Intermediate

- 1 Give each group a copy of the handout on page 79. Tell them that every answer is a number, and work through the example with the whole class. Tell them to write their answers on the line below each question.
- 2 Tell the groups they have 10 minutes and start them all



off at the same time. Warn them when they have only a minute left and make sure they all stop when told.

- 3 Get the groups to exchange papers for marking, and check the answers orally. Ask each team captain to read out the score and the team letter, and write this up on the scoreboard. Record the running total.
- 4 Collect the papers. During the next round, check them and amend any mistakes.

#### Key

- |  |                  |
|--|------------------|
| 1 4                                    | 5 11             |
| 2 90 minutes<br>(45 minutes each half) | 6 26 miles/42 km |
| 3 1984 (1988 Seoul,<br>1992 Barcelona) | 7 26             |
| 4 8                                    | 8 1966           |
|  | 9 5              |
|  | 10 8             |

### 33 The terrible twos

*Intermediate*

- 1 Give each group a copy of the handout on page 80. Go through the example with the whole class and make sure they understand that each question refers to two of something.
- 2 Tell the groups they have 10 minutes and start them all off at the same time. Warn them when they have only a minute left and make sure they all stop when told.
- 3 Get the groups to exchange papers for marking, and check the answers orally. Ask each team captain to read out the score and the team letter, and write this up on the scoreboard. Record the running total.
- 4 Collect the papers. During the next round, check them and amend any mistakes.

#### Key

- 1 bunk beds (two beds for children – one above the other)
- 2 dialogue
- 3 duet
- 4 doubles
- 5 twins (Siamese twins are babies joined at birth)
- 6 double-decker
- 7 twice
- 8 duplicate/facsimile (fax)
- 9 binoculars
- 10 a fortnight

### 34 Next, please

*Elementary*

- 1 Give each group a copy of the handout on page 81. Explain that there are two parts to each question. First they must supply the next two numbers in each series, then they must say how the series works. They score 1 point for each correct number added to the series and 1 point for the reason.
- 2 Tell the groups they have 10 minutes and start them all off at the same time. Warn them when they have only a minute left and make sure they all stop when told.

- 3 Get the groups to exchange papers for marking, and check the answers orally. Ask each team captain to read out the score and the team letter, and write this up on the scoreboard. Record the running total.
- 4 Collect the papers. During the next round, check them and amend any mistakes.

#### Key

- 1 49, 56 – the seven times table
- 2 96, 192 – double the number each time
- 3 31, 62 – divide by 4, multiply by 2 alternately
- 4 9, 8 – add 3, subtract 1 throughout
- 5 13, 21 – add the previous number each time (This is the Fibonacci series of aesthetically pleasing proportions.)

### 35 Telling whoppers

*Intermediate*

- 1 Give each group a copy of the handout on page 82. Tell them that they must confer to decide if the date given in each question is true or false. They should write T or F in the box next to each question.
- 2 Tell the groups they have 15 minutes and start them all off at the same time. Warn them when they have only a minute left and make sure they all stop when told.
- 3 Get the groups to exchange papers for marking, and check the answers orally. Ask each team captain to read out the score and the team letter, and write this up on the scoreboard. Record the running total.
- 4 Collect the papers. During the next round, check them and amend any mistakes.

#### Key

- 1 True (8th November 1895, by German physicist Wilhelm Roentgen)
- 2 True (The prepaid Penny Post was started by Rowland Hill in the UK in 1840)
- 3 False (there are 50)
- 4 False (Edmund Hillary, who was in the expedition led by Sir John Hunt, reached the summit of Everest in 1953)
- 5 False (Louis Bleriot flew the Channel in 1909)
- 6 True
- 7 True
- 8 True (The first step was taken by American Neil Armstrong)
- 9 False (There are 13: Argentina, Bolivia, Brazil, Chile, Columbia, Ecuador, French Guiana, Guyana, Paraguay, Peru, Surinam, Uruguay, Venezuela)
- 10 True ('Come here, Watson, I want you', spoken by Alexander Graham Bell to his assistant, Thomas Watson, on 10th March 1876 at 5 Exeter Place, Boston, Massachusetts, USA)

### 36 Financial statement ?

*Elementary*

- 1 Give each group a copy of the handout on page 83. Tell them that they must listen and fill in their answers in the



## Teacher's notes

correct place on the grid. Explain that some, but not all of the answers are numbers and these must be written as words.

- 2 Read each clue twice, giving teams time to confer and write their answer before you move on to the next. (With more elementary groups it may be advisable to read through all the questions again at the end.)
- 3 Get the groups to exchange papers for marking, and check the answers orally. Ask each team captain to read out the score and the team letter, and write this up on the scoreboard. Record the running total.
- 4 Collect the papers. During the next round, check them and amend any mistakes or, if this is the last round, give the final scores.

## Listening script

I'm going to read you some clues and you must fill in the answers on your grid. These clues are all connected with numbers.

Let's start with 7 across. This word has 7 letters and the clue is: *How many centimetres in a metre?* [Repeat clue.]

Now look at 5 across. This is an 8-letter word and the clue is: *An unlucky number for some people.* [Repeat clue.]

Going on to 8 across now, to a word with 6 letters. The clue is: *How many players in a football team?* [Repeat clue.]

On to 6 across. This is a 3-letter word and the clue is: *The number of years in a decade.* [Repeat clue.]

Next we can look at 2 down. This word has 8 letters and the clue is: *How old must British citizens be to vote in an election?* [Repeat clue.]

Now go on to 9 across. This is a 4-letter word and the clue is: *12 o'clock midday.* [Repeat clue.]

Next is 4 across, a 6-letter word. The clue is: *This is the 8th month.* [Repeat clue.]

Now we go to 1 across. This is a 4-letter word and the clue is: *This word means nothing.* [Repeat clue.]

The last one is 3 across. This word has 5 letters and the clue is: *The number of years in half a century.* [Repeat clue.]

Now I want you to write down all the numbers you have put in the crossword and add them up. When you have done this, write the answer in the spaces below the crossword grid. Be careful to spell the words correctly!

## Key

### Across

- 1 zero
- 3 fifty
- 4 August
- 5 thirteen
- 6 ten
- 7 hundred
- 8 eleven
- 9 noon

Total: two hundred and two

### Down

- 2 eighteen

# 7 Shopping

This is a quiz in which students of all levels can make a contribution as the vocabulary connected with shopping ranges from elementary to advanced.

Score one point for every correct answer. Maximum points available in this unit: 82.

## 37 Shopping list

Intermediate

- 1 Give each group a copy of the handout on page 85. Tell them that they must sort the items into countable and uncountable and write them in the correct columns.
- 2 Tell the groups they have 5 minutes and start them all at the same time. Warn them when they have only a minute left and make sure they all stop when told.
- 3 Get the groups to exchange papers for marking, and check the answers orally. Ask each team captain to read out the score and team letter, and write this up on the scoreboard. Record the running total.
- 4 Collect the papers. During the next round, check them and amend any mistakes.

## Key

### Countable

rolls  
paper clips  
a roll of sellotape  
a box of chocolates  
balloons  
paper napkins  
prizes  
tomatoes  
flowers  
packets of crisps  
nuts

### Uncountable

mineral water  
rice  
chicken pâté  
cheese  
paper  
orange juice  
drinking chocolate  
salad  
ice-cream  
bread  
butter  
fruit  
pasta

## 38 How do you buy it?

Elementary

- 1 Give each group a copy of the handout on page 86. Tell them that all the words they need are at the bottom of the page and that they must choose the correct word to fill each space.
- 2 Tell the groups they have 5 minutes and start them all at the same time. Warn them when they have only a minute left and make sure they all stop when told.
- 3 Get the groups to exchange papers for marking, and check the answers orally. Ask each team captain to read out the score and team letter, and write this up on the scoreboard. Record the running total.
- 4 Collect the papers. During the next round, check them and amend any mistakes.



**Key**

1 bunch	6 tube
2 packet/carton	7 carton/bottle
3 jar	8 packet/tin
4 can/bottle	9 bar
5 bottle	10 box

**39 Bargain hunting***Advanced*

- 1 Give each group a copy of the handout on page 87 (or two copies/an enlargement if the group is large, although they must record all answers on one sheet for marking).

Tell them they must find eight words hidden in the sentences, and read through the instruction with the whole class. Show them there are clues after each sentence or sentences to tell them the kind of word they are looking for.

Go through the example and make sure they understand how they will find the words. Tell students to underline the letters of the words as they find them, as in the example.

- 2 Tell the groups they have 15 minutes and start them all at the same time. Warn them when they have only a minute left and make sure they all stop when told.
- 3 Get the groups to exchange papers for marking, and check the answers orally. Ask each team captain to read out the score and team letter, and write this up on the scoreboard. Record the running total.
- 4 Collect the papers. During the next round, check them and amend any mistakes.

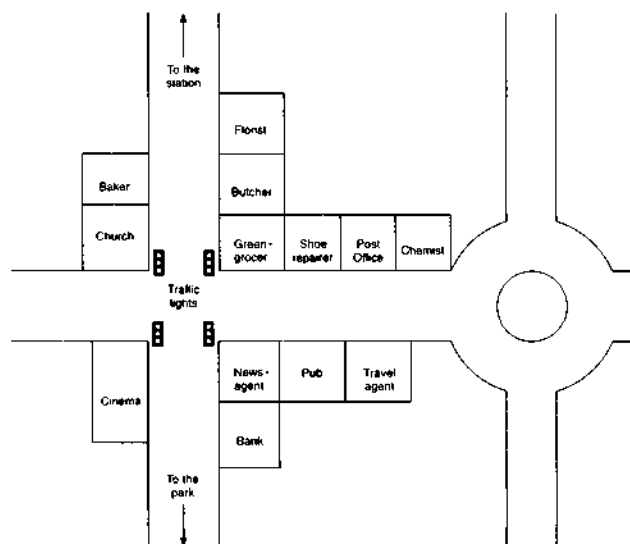
**Key**

- 1 Rebecca, Sheila, Tom – cash  
but Cherwell Street – butcher  
the station. Ernest, our – stationer
- 2 staying in Crediton – credit  
Aunt Blanche. Queing at – cheque
- 3 the bar, gaining a – bargain  
our papers. Alesbourne was – sales
- 4 long tunnel. I stopped reading – list

**40 High Street***Advanced*

- 1 There are two pages to this game. Give each group a copy of the handouts on pages 88 and 89. Tell them that they must read the story and use the information given in that to fill in the names of each of the shops or public buildings on the plan.
- 2 Tell the groups they have 15 minutes and start them all at the same time. Warn them when they have only a minute left and make sure they all stop when told.
- 3 Get the groups to exchange papers for marking, and check the answers orally. Ask each team captain to read out the score and team letter, and write this up on the scoreboard. Record the running total.

- 4 Collect the papers. During the next round, check them and amend any mistakes.

**Key****41 Below the belt***Intermediate*

- 1 Give each group a copy of the handout on page 90. Tell them that the twenty words in the box at the top of the page are all articles of clothing and that they must decide if each one is worn above or below the belt (i.e. the waist).
- 2 Tell the groups they have 5 minutes and start them all at the same time. Warn them when they have only a minute left and make sure they all stop when told.
- 3 Get the groups to exchange papers for marking, and check the answers orally. Ask each team captain to read out the score and team letter, and write this up on the scoreboard. Record the running total.
- 4 Collect the papers. During the next round, check them and amend any mistakes.

**Key**

Worn above the belt:

blouse, brooch, collar, cravat, cuff, mittens, shawl, tiara (a jewelled head-dress), tie, waistcoat

Worn below the belt:

clogs, flip-flops (thonged beach sandals), garter (elasticated band used to hold up stockings or socks), kilt, leggings (thin, tight trousers which cling to the legs), pop-socks (knee-high stockings), slippers, sporran (purse made of fur, worn by Scotsmen over a kilt), tights, trunks (men's bathing costume)

**42 Sales pitch ?***Intermediate*

- 1 Give each group a copy of the handout on page 91. Make sure students understand that they have to listen and fill in the answers in the correct place on the grid.



### Teacher's notes

- 2 Read each question twice, giving teams time to confer and write their answer before you move on to the next. (With more elementary groups it may be advisable to read through all the questions again at the end.)
- 3 Get the groups to exchange papers for marking, and check the answers orally. Ask each team captain to read out the score and team letter, and write this up on the scoreboard. Record the running total.
- 4 Collect the papers. During the next round, check them and amend any mistakes or, if this is the last round, give the final scores.

### Listening script

I'm going to read out clues for the crossword. All the words are connected with shops or shopping.

We'll start with 1 down. This is one word with 10 letters and here is the clue: *You can use this if you want to know what a word means.* [Repeat clue.]

Now we'll move to 3 across. This is two words but you can write them together on your crossword. The first word is 6 letters, the second 4 letters. The clue is: *Plastic money.* [Repeat clue.]

Back to 2 down now, a 6-letter word, and the clue is: *It fits in your pocket, it's cylindrical and it's indispensable for school work.* [Repeat clue.]

Go on now to 7 across, which is one word with 8 letters. The clue is: *If you want to redecorate your house it's cheaper to Do It \_\_\_\_\_.* [Repeat clue.]

8 down is a 7-letter word and the clue is: *Pretty, and handy for weddings, funerals and visits to hospital.* [Repeat clue.]

Now we'll go back to 4 down. It's a 7-letter word that's difficult to spell and here is the clue: *You should keep this when you buy something.* [Repeat clue.]

The next clue is 5 across, a 7-letter word. The clue is: *This shop looks after the insides and outsides of most people.* [Repeat clue.]

Move to 6 down, which is a 5-letter word. The clue is: *They come in twos and keep you in contact with the ground.* [Repeat clue.]

Clue 9 across now – 8 letters – and here it is: *It has numbers and marks time but it's not a watch or clock.* [Repeat clue.]

And the last clue is 10 across. It has 6 letters and the clue is: *You buy these especially to send away from you, not to keep.* [Repeat clue.]

### Key

#### Across

- 3 credit card
- 5 chemist
- 7 yourself
- 9 calendar
- 10 stamps

#### Down

- 1 dictionary
- 2 pencil
- 4 receipt
- 6 shoes
- 8 flowers

## 8 Nationalities

We have tried to be politically correct here and to represent as wide a range of nationalities as possible. 'Say what you mean' is a difficult game but this is balanced by 'Home sweet home' and 'Kilt or kaftan', which are much easier.

Score 1 point for every correct answer. Maximum points available in this unit: 65. (In 'United Nations' there are 2 marks available on questions 9 and 10.)

### 43 Kilt or kaftan

Elementary

The title of this game points to the activity itself, which is attributing national dress to the correct nationality (a kilt being the national dress of Scotsmen, a kaftan the national dress for Turkish and Middle Eastern women).

- 1 Give each group a copy of the handout on page 93. Go through the example with the whole class and tell them they must decide which nationality wears which clothing.
- 2 Tell the groups they have 5 minutes and start them all at the same time. Warn them when they have only a minute left and make sure they all stop when told.
- 3 Get the groups to exchange papers for marking, and check the answers orally. Ask each team captain to read out the score and team letter, and write this up on the scoreboard. Record the running total.
- 4 Collect the papers. During the next round, check them and amend any mistakes.

### Key

- 1 Japanese (loose robe with a sash)
- 2 Arabian – Saudi, Emirati, Iraqi, Syrian, etc. (veil worn by some women in Muslim countries)
- 3 American (rubber-soled shoes)
- 4 Indian (loincloth worn by Hindu men)
- 5 German (leather shorts with braces)
- 6 Dutch (wooden shoes)
- 7 Spanish (veil for the head)
- 8 English (round brimmed hat for gentlemen)
- 9 Scottish (pleated short skirt in tartan, worn by Highland men)
- 10 Malayan (loose, skirt-like garment worn by men and women)

### 44 Teach the world

Intermediate

- 1 There are two pages for this game. Give each group one copy of the handouts on pages 94 and 95. Tell teams they must use the clues given in the story to write the nationality of each student on his/her desk on the plan on the other handout. Point out that they will find all the nationalities written in the centre of the plan, but there are more than they need to use.



- 2 Tell the groups they have 15 minutes and start them all at the same time. Warn them when they have only a minute left and make sure they all stop when told.
- 3 Get the groups to exchange papers for marking, and check the answers orally. Ask each team captain to read out the score and team letter, and write this up on the scoreboard. Record the running total.
- 4 Collect the papers. During the next round, check them and amend any mistakes.

**Key**

- |              |                       |
|--------------|-----------------------|
| 1 Norwegian  | 7 Icelandic/Icelandic |
| 2 Canadian   | 8 Saudi               |
| 3 Indian     | 9 French              |
| 4 Chinese    | 10 Japanese           |
| 5 Tibetan    | 11 Brazilian          |
| 6 Australian |                       |

**45 Pardon my French***Intermediate*

The title of this game is an English idiom used to excuse the use of bad language (swearing).

- 1 Give each group a copy of the handout on page 96. Tell them that all the words on the left are now part of the English language but came originally from other languages. They must choose from the languages on the right and write the correct one in the middle column. Go through the example with the whole class.
- 2 Tell the groups they have 10 minutes and start them all at the same time. Warn them when they have only a minute left and make sure they all stop when told.
- 3 Get the groups to exchange papers for marking, and check the answers orally. Ask each team captain to read out the score and team letter, and write this up on the scoreboard. Record the running total.
- 4 Collect the papers. During the next round, check them and amend any mistakes.

**Key**

- 2 Italian
- 3 Dutch
- 4 Hindi
- 5 Turkish
- 6 Hungarian
- 7 Finnish
- 8 Eskimo
- 9 Czech
- 10 Aboriginal
- 11 Russian
- 12 Swedish (an ombudsman is the person who deals with complaints about an organisation)

**46 Home sweet home***Intermediate*

- 1 Give each group a copy of the handout on page 97. Tell them they are looking for the places where people live

and the clues after some questions indicate exactly the type of answer they are looking for.

- 2 Tell the groups they have 10 minutes and start them all at the same time. Warn them when they have only a minute left and make sure they all stop when told.
- 3 Get the groups to exchange papers for marking, and check the answers orally. Ask each team captain to read out the score and team letter, and write this up on the scoreboard. Record the running total.
- 4 Collect the papers. During the next round, check them and amend any mistakes.

**Key**

- 1 221b, Baker Street, London
- 2 The jungle (India also acceptable)
- 3 The Louvre, Paris (the famous painting by Leonardo da Vinci)
- 4 Himalayas (the Abominable Snowman, also known as the Yeti, is a legendary creature)
- 5 Never Never Land (*Peter Pan* was written by J. M. Barrie)
- 6 Gracelands
- 7 Elysée Palace
- 8 Buckingham Palace
- 9 10 Downing Street
- 10 The White House

**47 Say what you mean***Advanced*

- 1 Give each group a copy of the handout on page 98. Explain that the top group of sentences are all idioms and the definitions in the bottom group are in the wrong order. Tell them to write the number of the idiom next to the correct definition.
- 2 Tell the groups they have 15 minutes and start them all at the same time. Warn them when they have only a minute left and make sure they all stop when told.
- 3 Get the groups to exchange papers for marking, and check the answers orally. Ask each team captain to read out the score and team letter, and write this up on the scoreboard. Record the running total.
- 4 Collect the papers. During the next round, check them and amend any mistakes.

**Key**

- 1 g
- 2 a ('bad language' is a euphemism for swearing)
- 3 e
- 4 j
- 5 b
- 6 c
- 7 h
- 8 i (gnomes: fairy-tale characters who work hard and live underground. Gnomes of Zurich: powerful Swiss bankers)
- 9 d
- 10 f



**48 United Nations** ?*Intermediate*

- 1 Give each group a copy of the handout on page 99. Make sure students understand that they have to listen and fill in the answers in the correct place on the grids.
- 2 Read each clue twice, giving teams time to confer and write their answer before you move on to the next. (With more elementary groups it may be advisable to read through all the questions again at the end.)
- 3 Get the groups to exchange papers for marking, and check the answers orally. Ask each team captain to read out the score and team letter, and write this up on the scoreboard. Record the running total.
- 4 Collect the papers. During the next round, check them and amend any mistakes or, if this is the last round, give the final score.

**Listening script**

Listen carefully to these clues and write down the nationality of the people you think I am describing. On your answer paper you will see there are some letter clues to help you.

- 1 Who yodels and eats fondue? [Repeat clue.]
- 2 What nationality are you if you were born in the shadow of the Sphinx? [Repeat clue.]
- 3 These people live in the country ruled by the richest man in the world. [Repeat clue.]
- 4 Who eats a lot of sauerkraut and sausages? [Repeat clue.]
- 5 Theirs is the only Hindu Kingdom, but Buddhists live there too. [Repeat clue.]
- 6 Their country is the 'Land of the Midnight Sun'. [Repeat clue.]
- 7 A popular name for the Inuit. [Repeat clue.]
- 8 They outnumber any other race. [Repeat clue.]
- 9 a) Their cheese is blue, but their bacon isn't.  
b) They use castanets to accompany some of their dances. [Repeat clues.]
- 10 a) Their famous police are called Mounties.  
b) One of their useful ancient weapons always returns to sender. [Repeat clues.]

**Key**

- |               |                         |
|---------------|-------------------------|
| 1 The Swiss   | 6 Norwegians            |
| 2 Egyptian    | 7 Eskimos               |
| 3 Bruneian    | 8 Chinese               |
| 4 The Germans | 9 Danish, Spanish       |
| 5 Nepalese    | 10 Canadian, Australian |

**9 Transport**

There is a lot of useful vocabulary in this quiz and 'Ticket to ride' and 'We're getting there' are both easier games for elementary students. The London Underground quiz, 'Mornington Crescent', is fun to do and students enjoy working with the genuine map.

Score 1 point for every correct answer. Maximum points available in this unit: 76.

**49 Ticket to ride***Elementary*

- 1 Give each group a copy of the handout on page 101. Tell them they must match a word from the list on the right to each word on the left and write it in the middle column. Explain that all the words are familiar compound nouns with a travel connection. Go through the example with the whole class.
- 2 Tell the groups they have 5 minutes and start them all off at the same time. Warn them when they have only a minute left and make sure they all stop at the same time.
- 3 Get the groups to exchange papers for marking, and check the answers orally. Ask each team captain to read out the score and team letter, and write this up on the scoreboard. Record the running total.
- 4 Collect the papers. During the next round, check them and amend any mistakes.

**Key**

- 2 season ticket
- 3 boarding card
- 4 luggage rack
- 5 traffic warden
- 6 buffet car
- 7 request stop (a bus stop where you have to put your hand out for the driver to stop)
- 8 one-way street
- 9 communication cord (the handle you pull if you want to stop the train you are travelling on)
- 10 wheel clamp (a device that fits over a car wheel to prevent it from being driven away. Used if you park illegally)
- 11 zebra crossing

**50 Air traffic controller***Intermediate*

- 1 There are two pages for this game. Give each group a copy of the handouts on pages 102 and 103. Tell them they have to read the clues and fill in the place names by studying the airline routes on the map. They should also label the relevant routes on the map, A-G.
- 2 Tell the groups they have 15 minutes and start them all off at the same time. Warn them when they have only a



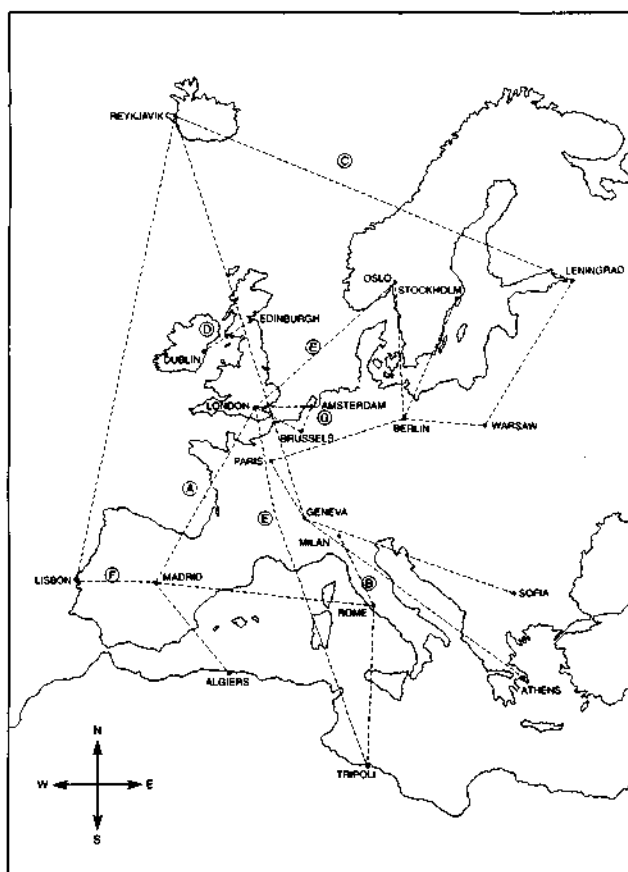
minute left and make sure they all stop at the same time.

- 3 Get the groups to exchange papers for marking, and check the answers orally. Ask each team captain to read out the score and team letter, and write this up on the scoreboard. Record the running total.

- 4 Collect the papers. During the next round, check them and amend any mistakes.

#### Key

- |             |              |
|-------------|--------------|
| 1 Madrid    | 9 Tripoli    |
| 2 London    | 10 Oslo      |
| 3 Rome      | 11 London    |
| 4 Milan     | 12 Madrid    |
| 5 Reykjavik | 13 Lisbon    |
| 6 Leningrad | 14 Amsterdam |
| 7 Edinburgh | 15 Brussels  |
| 8 Dublin    |              |



## 51 Mornington Crescent

Advanced

- 1 There are two pages for this game. Give each group a copy of the handouts on pages 104 and 105. Tell them the answer to each clue is the name of a London Underground station, which they will find on the map. Go through the example together.
- 2 Tell the groups they have 15 minutes and start them all off at the same time. Warn them when they have only a minute left and make sure they all stop at the same time.

- 3 Get the groups to exchange papers for marking and check the answers orally. Ask each team captain to read out the score and team letter, and write this up on the scoreboard. Record the running total.

- 4 Collect the papers. During the next round, check them and amend any mistakes.

#### Key

- |                 |                       |
|-----------------|-----------------------|
| 1 Oxford Circus | 6 Tower Hill          |
| 2 King's Cross  | 7 Temple              |
| 3 Wimbledon     | 8 Elephant and Castle |
| 4 Covent Garden | 9 Liverpool Street    |
| 5 Baker Street  | 10 Burnt Oak          |

## 52 Trains and boats and planes

Intermediate

- 1 Give each group a copy of the handout on page 106. Explain that the facts on the information sheet are in the wrong order and teams must sort them out and write them correctly on the answer paper.
- 2 Tell the groups they have 15 minutes and start them all off at the same time. Warn them when they have only a minute left and make sure they all stop at the same time.
- 3 Get the groups to exchange papers for marking, and check the answers orally. Ask each team captain to read out the score and team letter, and write this up on the scoreboard. Record the running total.
- 4 Collect the papers. During the next round, check them and amend any mistakes.

#### Key

- 1 Thor Heyerdahl, 1947, went on the 'Kon-Tiki' expedition
- 2 Columbus, 1492, discovered America
- 3 Lindbergh, 1927, flew across the Atlantic
- 4 Fogg, 1872, went around the world in 80 days (the only fictional journey)
- 5 Amundsen, 1911, went to the South Pole
- 6 Captain Cook, 1770, sailed to Botany Bay in Australia
- 7 Webb, 1875, swam the English Channel
- 8 Pilgrim Fathers, 1620, sailed to America on the 'Mayflower'
- 9 Magellan, 1519, circumnavigated the world
- 10 Yuri Gagarin, 1961, was the first man in space

## 53 We're getting there

Elementary

- 1 Give each group a copy of the handout on page 107. Tell students they have to fill in the letters to find famous forms of transport, names or makes.
- 2 Tell the groups they have 10 minutes and start them all off at the same time. Warn them when they have only a minute left and make sure they all stop at the same time.



### Teacher's notes

- 3 Get the groups to exchange papers for marking, and check the answers orally. Ask each team captain to read out the score and team letter, and write this up on the scoreboard. Record the running total.
- 4 Collect the papers. During the next round check them and amend any mistakes.

### Key

- |                          |                     |
|--------------------------|---------------------|
| 1 Concorde               | 6 Wells Fargo Stage |
| 2 Trans Siberian Railway | 7 Harley-Davidson   |
| 3 Virgin Atlantic        | 8 Apollo Eight      |
| 4 Titanic                | 9 Rolls Royce       |
| 5 Zeppelin               | 10 Orient Express   |

## 54 Slow boat to China

Intermediate

- 1 Give each group a copy of the handout on page 108. Make sure students understand that they have to listen and fill in the answers in the correct place on the grid.
- 2 Read each question twice, giving teams time to confer and write their answer before you move on to the next. (With more elementary groups it may be advisable to read through all the questions again at the end.)
- 3 Get the groups to exchange papers for marking, and check the answers orally. Ask each team captain to read out the score and team letter, and write this up on the scoreboard. Record the running total.
- 4 Collect the papers. During the next round, check them and amend any mistakes or, if this is the last round, give the final scores.

### Listening script

I'm going to read out the clues for the crossword. The answers are all methods of transport or words connected with travelling.

We'll start with 1 across. This is a two-word clue but you can write them together on your crossword. The first word has 7 letters, the second word has 6 letters. Here's your clue: *Modern transport goes through this friendly Anglo-French link.* [Repeat clue.]

Now move to 2 down. This clue has three words but write them together on the grid. The words have 3, 3 and 7 letters. The clue is: *Up, up in the sky looking down from a floating bubble.* [Repeat clue.]

Our next clue is 3 down. This is one word of 8 letters and the clue is: *What did Hannibal cross the Alps on?* [Repeat clue.]

Let's go to 5 across next. Again a one-word answer with 8 letters. Here's the clue: *Some Asian countries have this form of transport powered by men or cycles.* [Repeat clue.]

Back now to 4 across. It's one word with 9 letters and the clue is: *If your flight is boring or dangerous jump out,\* but not without one of these.* [Repeat clue.]

6 across is one word with 5 letters, and here's the clue: *People race this unmechanised ship round the world.* [Repeat clue.]

Next we go to 8 across, a word with 10 letters. The clue

is: *It goes across the water but doesn't seem to touch it.* [Repeat clue.]

The answer to 7 down is one word with 5 letters. Here's the clue: *An old name here – the Ship of the Desert.* [Repeat clue.]

Now move to 10 down, a 3-letter word. Your clue is: *A very early floating method of transport mentioned in the Bible for pairs of animals and people. Noah's \_\_\_\_\_.* [Repeat clue.]

And finally 9 down. It's one word with 6 letters. The clue is: *A holiday by sea.* [Repeat clue.]

### Key

#### Across

- 1 Channel Tunnel
- 4 parachute
- 5 rickshaw
- 6 yacht
- 8 hovercraft

#### Down

- 2 hot air balloon
- 3 elephant
- 7 camel
- 9 cruise
- 10 ark

## 10 The media

This is perhaps a more difficult quiz, with a heavier vocabulary load, ie: 'All singing, all dancing' and 'Radio Times'. However, 'Picture parade' is visually attractive and a much easier game – an opportunity for more elementary students to shine – and wordsquares are always popular with all levels.

Score 1 point for every correct answer. Maximum points available in this unit: 70.

## 55 Radio Times

Advanced

- 1 There are two pages for this game. Give each group one copy of each handout (two copies if the groups are large) on pages 110 and 111. Tell them that they must study the programme information and record their answers on the question page.
- 2 Tell the groups they have 15 minutes and start them all at the same time. Warn them when they have only a minute left and make sure they all stop when told.
- 3 Get the groups to exchange papers for marking, and check the answers orally. Ask each team captain to read out the score and the team letter, and write this up on the scoreboard. Record the running total.
- 4 Collect the papers. During the next round, check them and amend any mistakes.

### Key

- 1 Yes
- 2 11.00 p.m.
- 3 Consumer's Corner (Channel 2 at 8.00 p.m.)



- 4 Channel 1
- 5 Safari Time (Channel 2 at 7.00 p.m.)
- 6 Earthwatch (Channel 2 at 9.00 p.m.)
- 7 7.45 p.m.
- 8 Night Owls
- 9 International Chess Championship, 6.00 p.m.
- 10 6.00 p.m. (Channel 1, on Tedium Towers)

## 56 Bandstand

*Elementary*

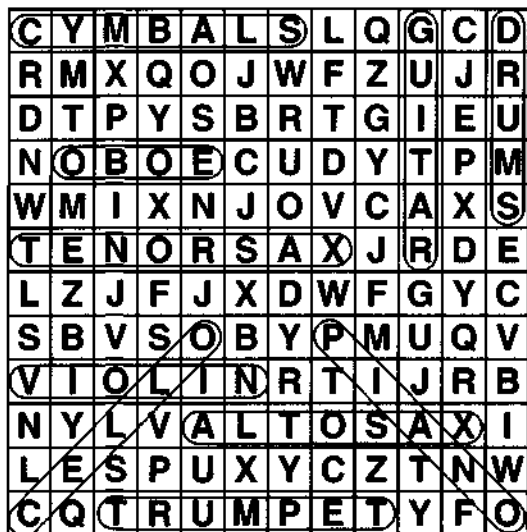
- 1 Give each group copies of the handout on page 112, one per pair of students, but tell them they must record all their answers on one copy.

Make sure they all understand the meaning of horizontally, vertically and diagonally, and point out that they should write the words at the bottom of the sheet as they find them. They may also like to circle or highlight the words on the square.

- 2 Tell the groups they have 15 minutes and start them all at the same time. Warn them when they have only a minute left and make sure they all stop when told.
- 3 Get the groups to exchange papers for marking, and check the answers orally. Ask each team captain to read out the score and team letter, and write this up on the scoreboard. Record the running total.
- 4 Collect the papers. During the next round, check them and amend any mistakes.

### Key

- |             |           |
|-------------|-----------|
| 1 cymbals   | 6 trumpet |
| 2 oboe      | 7 guitar  |
| 3 tenor sax | 8 drums   |
| 4 violin    | 9 cello   |
| 5 alto sax  | 10 piano  |



## 57 Picture parade

*Elementary*

- 1 Give each group a copy of the handout on page 113. Explain that the articles in the pictures should be

matched up to the characters at the bottom of the page. Tell them to write the correct name next to each article.

- 2 Tell the groups they have 5 minutes and start them all at the same time. Warn them when they have only a minute left and make sure they all stop when told.
- 3 Get the groups to exchange papers for marking, and check the answers orally. Ask each team captain to read out the score and team letter, and write this up on the scoreboard. Record the running total.
- 4 Collect the papers. During the next round, check them and amend any mistakes.

### Key

- |                   |                |
|-------------------|----------------|
| 1 Robin Hood      | 6 Popeye       |
| 2 Sherlock Holmes | 7 Snow White   |
| 3 Charlie Chaplin | 8 Cinderella   |
| 4 William Tell    | 9 Captain Hook |
| 5 Dumbo           | 10 Aladdin     |

## 58 Pick a pair

*Intermediate*

- 1 Give each pair of students a copy of the handout on page 114. Tell them that each of the 20 words around the circle combines with only one of the words in the centre. Go through the example with the whole class.
- 2 Tell the groups they have 10 minutes and start them all at the same time. Warn them when they have only a minute left and make sure they all stop when told.
- 3 Get the groups to exchange papers for marking, and check the answers orally. Ask each team captain to read out the score and team letter, and write this up on the scoreboard. Record the running total.
- 4 Collect the papers. During the next round, check them and amend any mistakes.

### Key

bookmark, bookshelf, bookend, bookworm (person who loves reading), bookbinding, bookshop, bookseller, book review, bookplate (a label you put inside a book with your name on), book token (can be used instead of money to buy a book)

TV Times

TV dinner

TV star

TV aerial

TV ratings (figures which show how many people watch each programme)

TV set

TV series

TV critic

TV screen

TV licence



## 59 All singing, all dancing

Advanced

- 1 Give each group a copy of the handout on page 115. Tell them that this is a matching exercise, and read through the example. Tell teams to write the number of the word in the first group in the box next to the matching clue in the second group.
- 2 Tell the groups they have 15 minutes and start them all at the same time. Warn them when they have only a minute left and make sure they all stop when told.
- 3 Get the groups to exchange papers for marking, and check the answers orally. Ask each team captain to read out the score and team letter, and write this up on the scoreboard. Record the running total.
- 4 Collect the papers. During the next round, check them and amend any mistakes.

### Key

1 e	6 a
2 c	7 h
3 j	8 d
4 f	9 g
5 i	10 b (could also be 'e')

## 60 On the same wavelength Intermediate

For this listening exercise students are given the words they need to answer the questions because much of the vocabulary connected with the media is more specialised than that required for other units.

- 1 Give each group a copy of the handout on page 116. Make sure the students understand that they must match each definition they hear with a word on their answer page. Tell them to write the number of the definition in the box next to the correct word.
- 2 Read each clue twice, giving teams time to confer and write their answer before you move on to the next. (With more elementary groups it may be advisable to read through all the questions again at the end.)
- 3 Get the groups to exchange papers for marking, and check the answers orally. Ask each team captain to read out the score and team letter, and write this up on the scoreboard. Record the running total.
- 4 Collect the papers. During the next round, check them and amend any mistakes or, if this is the last round, give the final scores.

### Listening script

- 1 Sounds like a breakfast food but it keeps us watching and listening from week to week. [Repeat clue.]
- 2 He tells the listener what's happening at home and abroad. [Repeat clue.]
- 3 He is the chief journalist on a newspaper and he decides what is printed. [Repeat clue.]
- 4 If you're not on the right one, your radio will be difficult to listen to. [Repeat clue.]

- 5 Explains a newspaper photograph. [Repeat clue.]
- 6 You ought to listen to this if you're planning to go on a picnic. [Repeat clue.]
- 7 This might interrupt a programme with the latest important news. [Repeat clue.]
- 8 You may choose one of these to listen to but it sounds as though you want to catch a train. [Repeat clue.]
- 9 Is this how you catch a fish? No, it tells you who wrote a newspaper article. [Repeat clue.]
- 10 You can't miss these big black letters. They introduce a story. [Repeat clue.]

### Key

1 serial	6 weather forecast
2 newsreader	7 newsflash
3 editor	8 radio station
4 wavelength	9 byline
5 caption	10 headline

# 11 Jobs

This is an easier quiz for more elementary groups. 'I love my love' has proved to be challenging for most groups but everyone, whatever their level, can make a contribution here. The students find it very difficult at the end so we have given them *xylophonist* and *zoo-keeper*, but there is always the chance that some enterprising teams will come up with *youth club leader* or *yacht builder* (there are other possibilities).

Score 1 point for every correct answer. Maximum points available in this unit: 81.

## 61 I love my love

Elementary

- 1 Give each group a copy of the handout on page 118. Tell them they must find a job for each letter of the alphabet and that six have been given to help them.
- 2 Tell the groups they have 15 minutes and start them all at the same time. Warn them when they have only a minute left and make sure they all stop when told.
- 3 Get the groups to exchange papers for marking, and check the answers orally. Ask each team captain to read out the score and team letter, and write this up on the scoreboard. Record the running total.
- 4 Collect the papers. During the next round, check them and amend any mistakes.

### Key

Free choice, but here are some ideas:

- B = builder, butcher
- C = cook, computer operator
- D = dentist, doctor
- E = engineer, electrician



F = fireman, farmer  
 G = gardener, garage mechanic  
 H = headmaster, hotel porter  
 J = journalist, judge  
 L = lawyer, lorry driver  
 M = mechanic, musician  
 N = nurse, nanny  
 O = optician, opera singer  
 P = policeman, pilot  
 R = racing driver, radio DJ  
 S = surgeon sailor  
 T = teacher, ticket collector  
 U = undertaker, umpire  
 V = vicar, vet  
 W = window cleaner, writer  
 Y = youth club leader, yacht builder

## 62 Jobsworth

*Intermediate*

- 1 Give each group a copy of the handout on page 119. Tell them that they have to write next to each name the job for which that person was famous.
- 2 Tell the groups they have 10 minutes and start them all at the same time. Warn them when they have only a minute left and make sure they all stop when told.
- 3 Get the groups to exchange papers for marking, and check the answers orally. Ask each team captain to read out the score and team letter, and write this up on the scoreboard. Record the running total.
- 4 Collect the papers. During the next round, check them and amend any mistakes.

### Key

- 1 British Prime Minister/politician
- 2 Fashion designer
- 3 Architect/designer
- 4 Boxer
- 5 Actress/film star
- 6 Opera singer
- 7 Newspaper reporter
- 8 Artist/painter
- 9 Private detective (in books by Agatha Christie)
- 10 Writer
- 11 Car manufacturer/industrialist
- 12 Gangster/criminal
- 13 Scientist/naturalist
- 14 Minister (of the church)
- 15 Poet/mathematician

## 63 A square peg in a round hole

*Intermediate*

The title of this game is an English idiom which refers to a person doing a job for which they are unsuitable.

- 1 Give each group a copy of the handout on page 120. Tell them that each set of word clues gives an occupation which should be written in on the grid.

- 2 Tell the groups they have 10 minutes and start them all at the same time. Warn them when they have a minute left and make sure they all stop when told.
- 3 Get the groups to exchange papers for marking, and check the answers orally. Ask each team captain to read out the score and team letter, and write this up on the scoreboard. Record the running total.
- 4 Collect the papers. During the next round, check them and amend any mistakes.

### Key

- |                  |            |
|------------------|------------|
| 1 baker          | 7 doctor   |
| 2 vet            | 8 priest   |
| 3 butcher        | 9 teacher  |
| 4+6 opera singer | 10 chemist |
| 5 actor          | 11 lawyer  |

## 64 Tools of the trade

*Intermediate*

- 1 Give each group a copy of the handout on page 121. Tell them that the answer to each clue is a tool used for a particular job, and they must fill in the missing letter to find the tool.
- 2 Tell the groups they have 10 minutes and start them all at the same time. Warn them when they have only a minute left and make sure they all stop when told.
- 3 Get the groups to exchange papers for marking, and check the answers orally. Ask each team captain to read out the score and team letter, and write this up on the scoreboard. Record the running total.
- 4 Collect the papers. During the next round, check them and amend any mistakes.

### Key

- |             |                 |
|-------------|-----------------|
| 1 ladder    | 6 spanner       |
| 2 test tube | 7 zoom lens     |
| 3 brush     | 8 rolling pin   |
| 4 mask      | 9 drill         |
| 5 syringe   | 10 tape measure |

## 65 Situations vacant

*Advanced*

- 1 Give each group a copy of the handout on page 122. Tell them that they have to find the missing word for each space in the job adverts, and point out the list of words at the beginning.
- 2 Tell the groups they have 15 minutes and start them all at the same time. Warn them when they have only a minute left and make sure they all stop when told.
- 3 Get the groups to exchange papers for marking, and check the answers orally. Ask each team captain to read out the score and team letter, and write this up on the scoreboard. Record the running total.
- 4 Collect the papers. During the next round, check them and amend any mistakes.



## Teacher's notes

### Key

- |                            |             |
|----------------------------|-------------|
| 1 secretary                | 9 calm      |
| 2 look after               | 10 brushes  |
| 3 dishwasher               | 11 outdoors |
| 4 guests                   | 12 speech   |
| 5 included                 | 13 photo    |
| 6 vet (veterinary surgeon) | 14 cook     |
| 7 training                 | 15 lunches  |
| 8 licence                  |             |

## 66 What's my line?

*Elementary/Intermediate*

'What's my line?' was the name of a popular TV panel game where contestants guessed people's unusual jobs. The question 'What's your line?' means 'What kind of business are you in?'

Teachers may like to point out to students that although we have used policeman and fireman as answers, there are both male and female police and fire officers.

- 1 Give each group a copy of the handout on page 123. Make sure students understand that they have to listen and fill in the answers in the correct place on the grid. Tell them they will find a hidden job in the shaded squares if they have found the correct answers.
- 2 Read each question twice, giving teams time to confer and write their answer before you move on to the next. (With more elementary groups it may be advisable to read through all the questions again at the end.)
- 3 Get the groups to exchange papers for marking, and check the answers orally. Ask each team captain to read out the score and team letter, and write this up on the scoreboard. Record the running total.
- 4 Collect the papers. During the next round, check them and amend any mistakes, or if this is the last round, give the final scores.

### Listening script

Listen carefully to these clues and write down the jobs you think they describe on the grid. You will find another job hidden in the shaded squares.

- 1 My passport is full. I use a radio frequently. My take-offs and landings are excellent. [Repeat clue.]
- 2 If you don't want my hand on your collar you'd better keep out of trouble. I always carry a whistle at work. [Repeat clue.]
- 3 Money is very important to me. I have to wear smart clothes to work. I often use the words cash, cheque and account. [Repeat clue.]
- 4 Come to me if you need a cut and blow-dry. I can even change your colour. [Repeat clue.]
- 5 People come to see me at work all day. They sit in a special chair and most of them are nervous. I shine a light on their faces. [Repeat clue.]
- 6 I live a fast life. I have to obey coloured flags and I sometimes waste champagne. [Repeat clue.]
- 7 We may have to work at any time of the day or night.

We need medicines and blankets. We regularly use a blue flashing light. [Repeat clue.]

- 8 I wear a uniform and a helmet. I can't do my job without water. [Repeat clue.]
- 9 My working day is full of flour, eggs, sugar and butter. [Repeat clue.]
- 10 Mine is a fast-moving job and it's quite safe as long as I follow all the signs and go slowly in and out of stations. [Repeat clue.]

### Key

- |               |                  |
|---------------|------------------|
| 1 pilot       | 6 racing driver  |
| 2 policeman   | 7 ambulance crew |
| 3 bank clerk  | 8 fireman        |
| 4 hairdresser | 9 baker          |
| 5 dentist     | 10 train driver  |

The hidden job is: politician

## 12 Health and fitness

In this unit, 'On your toes' has always provoked a lot of fun and 'Physician heal thyself' generates a good deal of discussion. (In the key we have provided teachers with the correct advice for this game.)

Score 1 point for every correct answer. Maximum points available in this unit: 99.

## 67 On your toes

*Intermediate*

There are two parts to this game.

- 1 Give each group a copy of the handout on page 125. Tell them that they must match the five pictures of exercises on the question paper to the instructions printed at the top of the page. They should do this by writing the number of the instruction in the box next to the picture which matches it.  
For the second part of the game they must read the instructions printed at the bottom of the question paper and then illustrate them on the back of their handout.
- 2 Tell the groups they have 15 minutes and start them all at the same time. Warn them when they have only a minute left and make sure they all stop when told.
- 3 Get the groups to exchange papers for marking, and check the answers orally. Ask each team captain to read out the score and team letter, and write this up on the scoreboard. Record the running total.
- 4 Collect the papers. During the next round, check them and amend any mistakes.

### Key

A5, B2, C1, D4, E3



**68 Wrong patient, wrong bed** *Advanced*

- 1 Give each group a copy of the handout on page 126. Go through the instructions and the example with the whole class. Tell them they must find the odd word out in each group.
- 2 Tell the groups they have 10 minutes and start them all at the same time. Warn them when they have only a minute left and make sure they all stop when told.
- 3 Get the groups to exchange papers for marking, and check the answers orally. Ask each team captain to read out the score and team letter, and write this up on the scoreboard. Record the running total.
- 4 Collect the papers. During the next round, check them and amend any mistakes.

**Key**

- 1 car park (others are all inside a hospital)
- 2 chocolate (others are all health foods)
- 3 mineral water (others are all alcoholic drinks)
- 4 porter (others are all medically qualified staff in a hospital)
- 5 headache (others are all injuries)
- 6 chips (others are all healthy ways of cooking potatoes)
- 7 heart attack (others are all infectious diseases)
- 8 chocolate gateau (others are all low-calorie desserts)
- 9 patient (others all go home each day)
- 10 lemon tea (others are all bad for your teeth)

**69 Physician heal thyself** *Advanced*

- 1 Give each group a copy of the handout on page 127. Tell them they must read each question and circle True or False after each question.
- 2 Tell the groups they have 15 minutes and start them all at the same time. Warn them when they have only a minute left and make sure they all stop when told.
- 3 Get the groups to exchange papers for marking, and check the answers orally. Ask each team captain to read out the score and team letter, and write this up on the scoreboard. Record the running total.
- 4 Collect the papers. During the next round, check them and amend any mistakes.

**Key**

- 1 False (you should: sit patient down with bowl under nose, loosen any tight clothing. Tell patient to breathe through mouth and pinch soft part of nose and to spit out any blood in the mouth. If bleeding hasn't stopped in 10 minutes, get medical help. Do not plug or blow the nose)
- 2 True
- 3 True
- 4 True
- 5 False (you should: remove patient from sun. Cool skin by gently applying cold water. If skin is blistered, get medical help quickly)

6 True

- 7 False (you should: rest and raise injured ankle. Apply wet cotton wool pad or bandage to reduce swelling. If far from medical help, do not remove shoe)
- 8 False (you should: if you can see the sting remove it. Reduce swelling by applying wet cotton wool pad or liquid antiseptic. If inside the mouth rinse with cold water. If breathing becomes difficult lie patient in recovery position and get medical help quickly)
- 9 True (but not if corrosive, e.g. bleach or acid, as this may cause the throat and mouth to be burned again as the chemical comes up again – you should give sips of water to dilute the substance)
- 10 False (you should: sit patient on chair and put head between knees. Loosen any tight clothing and make sure patient has space and fresh air. If patient is lying down, check breathing. Reassure and help to sitting position as they come round. *Don't* give patient a drink)

**70 In sickness and in health** *Intermediate*

- 1 Give each group a copy of the handout on page 128. Tell them that for the first part they must match the symptom to the remedy, as in the example. For the second part they must choose the correct verb from the list given.
- 2 Tell the groups they have 5 minutes and start them all at the same time. Warn them when they have only a minute left and make sure they all stop when told.
- 3 Get the groups to exchange papers for marking, and check the answers orally. Ask each team captain to read out the score and team letter, and write this up on the scoreboard. Record the running total.
- 4 Collect the papers. During the next round, check them and amend any mistakes.

**Key**

- 2 broken arm – sling
- 3 bleeding – bandage
- 4 burns – cold water
- 5 backache – massage
- 6 cut finger – sticking plaster
- 7 broken leg – splint
- 8 sore throat – throat sweet
- 9 influenza – bed rest
- 10 sore eye – eye bath
- 11 high temperature – ice pack

a stick	e use	i tie on
b suck	f have	j take
c put on	g put in	
d wrap	h tie	

**71 This is catching** *Elementary*

Glandular fever is an infectious disease in which glands around the neck and throat become swollen.



## Teacher's notes

- 1 Give each group a copy of the handout on page 129. Tell them they must use the letters in the words 'glandular fever' to make as many words of three letters or more as they can.
- 2 Tell the groups they have 10 minutes and start them all at the same time. Warn them when they have only a minute left and make sure they all stop when told.
- 3 Get the groups to exchange papers for marking, and check the answers orally. Ask each team captain to read out the score and team letter, and write this up on the scoreboard. Record the running total.
- 4 Collect the papers. During the next round, check them and amend any mistakes.

## Key

Free choice, but here are some suggestions:

and	fell	grade	nag
angel	flan	grave	near
angle	flag	green	need
anger	free	guard	never
are	full	gulf	rare
dare	gave	land	rang
dull	glad	lard	van
ever	gland	large	vulgar
fall	glare	leaf	
feel	glue	lend	

## 72 A spoonful of sugar ?

Advanced

The title of this game comes from the title of a song from the 1970s' film *Mary Poppins* (A Spoonful of Sugar Helps the Medicine Go Down).

- 1 Give each group a copy of the handout on page 130. Make sure students understand that they have to fill in the answers in the correct place on the grid.
- 2 Read each question twice, giving teams time to confer and write their answers before you move on to the next. (With more elementary groups it may be advisable to read through all the questions again at the end.)
- 3 Get the groups to exchange papers for marking, and check the answers orally. Ask each team captain to read out the score and team letter, and write this up on the scoreboard. Record the running total.
- 4 Collect the papers. During the next round, check them and amend any mistakes or, if this is the last round, give the final scores.

## Listening script

I'm going to read you the clues for the crossword. The answers are all words connected with your health.

Look first at 7 across, which is a long word of 12 letters, but some of them have been given to you. The clue is: *A substance found in bread and sugar which gives you energy. Too much could make you fat.* [Repeat clue.]

The next three clues go together. 1 across is *A mouth that can't speak.* [Repeat clue.]

2 down is *Eyes that can't see* [Repeat clue.] ...

... and 5 down is *Ears that can't hear.* [Repeat clue.]

Now go on to 5 across. This is a word of 4 letters and the clue is: *A balanced one keeps you healthy.* [Repeat clue.]

We're going on now to 8 down. This word has 5 letters and here's the clue: *One of these each day is supposed to keep the doctor away.* [Repeat clue.]

Next is 9 down and it's a 6-letter word. The clue is: *The same word is used for a road taking you past a town and a modern medical operation.* [Repeat clue.]

Going on to 6 down. This is a word of 8 letters and the clue is *Eating carrots is supposed to be good for this sense.* [Repeat clue.]

Now look at 3 down, which is a 4-letter word. The clue is: *This will shine if you're healthy but be dull if you're not.* [Repeat clue.]

4 across is next, and it's a 4-letter word. Here's the clue: *This photograph reveals your innermost secrets.* [Repeat clue.]

Next is 11 across. It's a 4-letter word and the clue is: *Attractively thin and well-shaped. It's what every fashion-conscious girl wants to be.* [Repeat clue.]

Last is 10 across. 4 letters again, and the clue is: *Early to bed, early to rise, makes a man healthy, wealthy and* \_\_\_\_\_. Complete this rhyming pair of lines. [Repeat clue.]

## Key

### Across

- 1 dumb
- 4 X-ray
- 5 diet
- 7 carbohydrate
- 10 wise
- 11 slim

### Down

- 2 blind
- 3 hair
- 5 deaf
- 6 eyesight
- 8 apple
- 9 bypass

# 13 Colour and shape

This unit is very varied and gives a chance for students at a more elementary level to make a contribution within their teams. The bicycle game 'On yer bike' should introduce new and useful vocabulary to many students.

Score 1 point for every correct answer. Maximum points available in this unit: 83 (3 points available for each flag in the listening section: if completely accurate).

## 73 Roses are red, violets are blue

Elementary

- 1 Give each group a copy of the handout on page 132. Tell them they must group the 20 items listed at the top of the page according to their colour and write each one in the correct column.



- 2 Tell the groups they have 5 minutes and start them all at the same time. Warn them when they have only a minute left and make sure they all stop when told.
- 3 Get the groups to exchange papers for marking, and check the answers orally. Ask each team captain to read out the score and team letter, and write this up on the scoreboard. Record the running total.
- 4 Collect the papers. During the next round, check them and amend any mistakes.

**Key**

Yellow: a canary, a lemon, a daffodil, an egg yolk  
 Red: a 'stop' sign, blood, strawberries, a London bus, fire  
 Green: a cucumber, grass, a lettuce, a leaf, an emerald  
 White: the moon, a cloud, a bandage, milk, snowflakes, washing powder

**74 Any colour as long as it's black***Advanced*

Henry Ford, commenting on the choice of colour available for the Model T Ford car, famously said, 'The customer can have any colour, so long as it's black.'

- 1 Give each group a copy of the handout on page 133. Tell them that on the left there are 20 phrases each containing a colour and on the right are 20 explanations for these phrases, but they are in the wrong order. They must match the phrases to the explanations and they should do this by writing the letter of the explanation under the number of the phrase in the chart at the end.
- 2 Tell the groups they have 15 minutes and start them all at the same time. Warn them when they have only a minute left and make sure they all stop when told.
- 3 Get the groups to exchange papers for marking, and check the answers orally. Ask each team captain to read out the score and team letter, and write this up on the scoreboard. Record the running total.
- 4 Collect the papers. During the next round, check them and amend any mistakes.

**Key**

1 f	6 d	11 h	16 i
2 a	7 j	12 e	17 n
3 s	8 g	13 r	18 c
4 b	9 q	14 k	19 p
5 m	10 t	15 l	20 o

**75 Getting into shape***Intermediate*

There are two parts to this game.

- 1 Give each group a copy of the handout on pages 134 and 135.

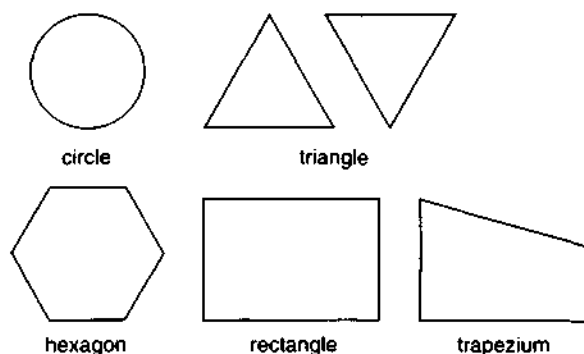
Tell the students that they must match the pictures of the shapes to the names of shapes. They should do this by writing the name of each on the line by its picture.

For part 2, they must draw the second group of shapes named at the top of page 135. They should mark each one clearly with its name.

- 2 Tell the groups they have 10 minutes and start them all at the same time. Warn them when they have only a minute left and make sure they all stop when told.
- 3 Get the groups to exchange papers for marking, and check the answers orally. Ask each team captain to read out the score and team letter, and write this up on the scoreboard. Record the running total.
- 4 Collect the papers. During the next round, check them and amend any mistakes.

**Key****Part 1:**

- |              |              |
|--------------|--------------|
| 1 a sphere   | 4 a cube     |
| 2 a cylinder | 5 an obelisk |
| 3 a pyramid  |              |

**Part 2:****76 On yer bike***Intermediate*

- 1 Give each group a copy of the handout on page 136. Tell them they have to find parts of the bicycle and then label them using an adjective from the list. Go through the example 'triangular framework'.
- 2 Tell the groups they have 10 minutes and start them all at the same time. Warn them when they have only a minute left and make sure they all stop when told.
- 3 Get the groups to exchange papers for marking, and check the answers orally. Ask each team captain to read out the score and team letter, and write this up on the scoreboard. Record the running total.
- 4 Collect the papers. During the next round, check them and amend any mistakes.

**Key**

Circular bell	Heart-shaped saddle
Circular wheel	Rectangular pedals
Square rear lamp	Cylindrical handlebars
Semicircular basket	Cylindrical pump



**77 It's a question of colour** *Intermediate*

- 1 Give each group a copy of the handout on page 137. Tell them that they must answer each question with a colour or colours.
- 2 Tell the groups they have 10 minutes and start them all at the same time. Warn them when they have only a minute left and make sure they all stop when told.
- 3 Get the groups to exchange papers for marking, and check the answers orally. Ask each team captain to read out the score and team letter, and write this up on the scoreboard. Record the running total.
- 4 Collect the papers. During the next round, check them and amend any mistakes.

**Key**

- 1 blue
- 2 red
- 3 white
- 4 yellow
- 5 orange/lemon/tangerine/lime
- 6 yellow
- 7 green
- 8 red (or pink)
- 9 purple and green are the All-England Lawn Tennis Association colours, but also accept white (for dress code)
- 10 black

**78 Flying the flag** *Intermediate*

This game is more fun to do if students have access to coloured pens or pencils, but it still works well without.

- 1 Give each group a copy of the handout on page 138. (Have extra copies ready in case of mistakes.)

Give out coloured pens/pencils, if available. (Each team will need green, red, blue and yellow.) If coloured pens are not available, tell the teams that they must write the appropriate colour on their diagrams.

Explain that they must draw the national flags of five countries, following the instructions they hear. Underneath each one they must write the name of the country and they will hear a clue to help them.

If necessary, explain the meaning of 'vertically' and 'horizontally' before you start.

- 2 Read each set of instructions twice, giving teams time to confer and complete their diagram before you move on to the next.

(With more elementary groups it may be advisable to read through all the instructions again at the end.)

- 3 Get the groups to exchange papers for marking, and check the answers orally. (Use discretion when marking. Give a maximum of 2 points for each diagram and an additional point if the country is correct, i.e. maximum marks available for this game: 15.)

Ask each team captain to read out the score and team

letter, and write this up on the scoreboard. Record the running total.

- 4 Collect the papers. During the next round, check them and amend any mistakes or, if this is the last round, give the final scores.

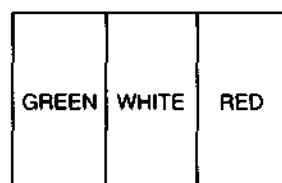
**Listening script**

Listen carefully to these instructions, draw the flags I describe and put the colours in the right places. The clue I give you will help you to decide the country of each flag. Write the country under the flag.

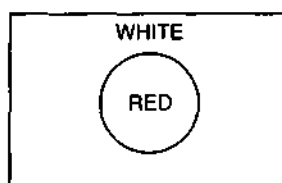
- 1 Divide the rectangle horizontally into two equal parts. The upper rectangle is white and the lower red. The country is in Eastern Europe. It has a political party called Solidarity. [Repeat clue.]
- 2 Three equal vertical rectangles: green, white and red from left to right. Think of opera and football for the country. [Repeat clue.]
- 3 Put a small red circle in the centre of a white flag. It represents the rising sun. [Repeat clue.]
- 4 On either side of a broad white stripe which has a red leaf in the centre of it, there are two vertical red stripes. A cold country in winter with ice-hockey as its national sport. [Repeat clue.]
- 5 On a blue background draw a yellow cross, but not an X. The right horizontal arm of the cross is longer than the left. The cold home of Volvo cars. [Repeat clue.]

**Key**

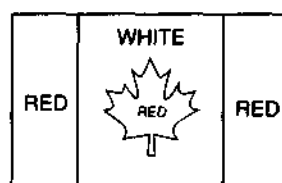
1 Poland



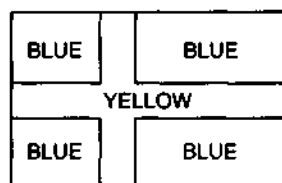
2 Italy



3 Japan



4 Canada



5 Sweden



# 14 Sci-fi and mysteries

This unit is more difficult and needs a longer period allotted than the others, if all the games are used, as some of them need a lot of time for students to complete.

'Plot the planet' is a game which requires a certain amount of deduction from teams, and they may need to work on rough paper to start with. There is a lot of reading involved in 'Print devils', so it may take longer than most games. 'Stars in your eyes' can be slow in starting but really provides a lot of discussion and in our experience has proved to be very successful. Teachers may prefer to start it off by disclosing their own birthdate and star sign, but it is better to give teams a chance to get started on their own first.

Score 1 point for every correct answer. Maximum points available in this unit: 79. In 'Print devils' give one point for each sentence correctly placed plus one point for each correct heading. This gives a total of 28 points.

## 79 Plot the planet

*Advanced*

- 1 Give each group a copy of the handout on pages 140 and 141. Tell them they may want to work on rough paper until they are sure of their answers.  
Explain that they have to use the clues and mark the names of the planets on the diagram.
- 2 Tell the groups they have 15 minutes and start them all at the same time. Warn them when they have only a minute left and make sure they all stop when told.
- 3 Get the groups to exchange papers for marking, and check the answers orally. Ask each team captain to read out the score and team letter, and write this up on the scoreboard. Record the running total.
- 4 Collect the papers. During the next round, check them and amend any mistakes.

### Key

The order of the planets is:

Sun, Mercury, Venus, Earth, Mars, Jupiter, Saturn, Uranus, Neptune, Pluto

## 80 Watch this space

*Intermediate*

- 1 Give each pair of students a copy of the handout on page 142 but tell them each team must record all their answers on one copy only. Make sure they understand the words vertically, horizontally and diagonally. Tell them that they have to find 10 words on the wordsquare and they should write these at the bottom of the page. They may also like to circle or highlight the words on the wordsquare as they find them.

- 2 Tell the groups they have 10 minutes and start them all at the same time. Warn them when they have only a minute left and make sure they all stop when told.
- 3 Get the groups to exchange papers for marking, and check the answers orally. Ask each team captain to read out the score and team letter, and write this up on the scoreboard. Record the running total.
- 4 Collect the papers. During the next round, check them and amend any mistakes.

### Key

astronaut, orbit, rocket, launch, planet, capsule, space, star, alien, moon



## 81 Whatever happened to or at?

*Intermediate*

- 1 Give each group a copy of the handout on page 143. Tell them that the answer to each clue is a famous mystery. They must write their answers underneath each question.
- 2 Tell the groups they have 15 minutes and start them all at the same time. Warn them when they have only a minute left and make sure they all stop when told.
- 3 Get the groups to exchange papers for marking, and check the answers orally. Ask each team captain to read out the score and team letter, and write this up on the scoreboard. Record the running total.
- 4 Collect the papers. During the next round, check them and amend any mistakes.



## Teacher's notes

### Key

#### Example

Statues on Easter Island (Easter Island is a volcanic island 2,000 miles off the coast of Chile. On the island are very large stone statues but it isn't known who carved them, though it is thought they are by a South American culture from around 1680)

- 1 Loch Ness monster (Loch Ness is a large lake in the Highlands of Scotland. The head of a large animal has been seen in the water and even photographed for many years. Although there have been extensive scientific investigations, the existence of the monster has never been proved)
- 2 Bermuda Triangle (An area of sea between Puerto Rico, Florida and Bermuda. Ships and planes have disappeared here without any explanation or trace, although it is an area where hurricanes are frequent and there is often bad weather)
- 3 The Sphinx (An ancient statue of a lion with the head of a woman. She/it is said to have a mysterious or enigmatic smile. The most famous Sphinx statue is near the Pyramids in Egypt)
- 4 The Marie Celeste (In 1872 the Marie Celeste sailed from New York en route for Genoa. It was carrying a cargo of alcohol and there were 11 people aboard, passengers and crew. The ship was seen halfway between the Azores and Portugal. A month later it was found with no one on board. The lifeboat was missing but there were no signs of any disturbance on the ship. The passengers and crew were never seen again and no explanation for their disappearance has ever been found)
- 5 The Yeti/Abominable Snowman (Large footprints have been found in the Himalayas. Whether they belong to an animal – the Yeti – or a person – the Abominable Snowman – is unknown. Nothing has ever been proved)
- 6 a) Hanging Rock (The sacred site of the Wurrenjerrie Aboriginal tribe, but no white man knows its secrets. Joan Lindsay's book *Picnic at Hanging Rock* tells the story of a group of schoolgirls who mysteriously disappeared whilst on a school excursion to the Rock on 14 February 1900. In her preface to the book the author says: 'Whether *Picnic at Hanging Rock* is fact or fiction my readers must decide for themselves.'
- b) Dingo baby (Famous murder trial in the 1980s. Michael and Lindy Chamberlain were charged with killing their baby daughter whilst on a camping trip. They claimed that the child had been carried away by a dingo – a wild dog – and the baby's body was never found. Both parents were convicted and imprisoned, though subsequently released on appeal)
- 7 Flying saucer UFOs (From time to time and in many parts of the world, people have seen mysterious saucer-shaped objects in the sky, and have been unable to identify them. Many people think they might come

from other planets and are flown by aliens. Nothing has been proved yet)

- 8 Jack the Ripper (He was a notorious murderer in the East End of London at the time of Queen Victoria, the late nineteenth century. He slit the throats of his many victims – usually prostitutes. There was a lot of speculation about his identity – was he a politician or even a member of the Royal Family? But he was never caught or identified)
- 9 Anastasia (She was the youngest daughter of the last Tsar of Russia. The family was murdered by revolutionaries in 1918. For many years a woman called Anna Anderson claimed she was Anastasia and had escaped execution. It has recently been proved genetically that Anastasia did die with her family)

## 82 Stars in your eyes

Intermediate

- 1 Give each group a copy of the handout on page 144. Tell them their task is to put the twelve signs of the Zodiac into the correct order. The first one has been given. Stress that they can only complete this game by talking together, and they should think about their own star signs and those of their families and friends. Point out that the symbol of each star sign is printed in brackets after its name.

If any team is finding it difficult to get started teachers can help by giving their own birthdate and star sign.

- 2 Tell the groups they have 15 minutes and start them all at the same time. Warn them when they have a minute left and make sure they all stop when told.
- 3 Get the groups to exchange papers for marking, and check the answers orally. Ask each team captain to read out the score and team letter, and write this up on the scoreboard. Record the running total.
- 4 Collect the papers. During the next round, check them and amend any mistakes.

### Key

The order of the Signs of the Zodiac is:

Capricorn (22nd December – 20th January)

Aquarius (21st January – 19th February)

Pisces (20th February – 20th March)

Aries (21st March – 20th April)

Taurus (21st April – 21st May)

Gemini (22nd May – 21st June)

Cancer (22nd June – 23rd July)

Leo (24th July – 23rd August)

Virgo (24th August – 23rd September)

Libra (24th September – 23rd October)

Scorpio (24th October – 22nd November)

Sagittarius (23rd November – 21st December)



**83 Print devils**

Advanced

1 Give each group a copy of the handout on page 145. Tell them that there are four stories mixed together and they must look at each sentence and decide which story it belongs to. Tell them to write the appropriate number in the box after each sentence. Explain that the sentences all come in the right order for each story.

When they have completed the sentences, they must look at the six headlines and decide which one belongs to which story. (They will not need two of the headlines.)

- 2 Tell the groups they have 20 minutes and start them all at the same time. Warn them when they have only a minute left and make sure they all stop when told.
- 3 Get the groups to exchange papers for marking, and check the answers orally. Ask each team captain to read out the score and team letter, and write this up on the scoreboard. Record the running total.
- 4 Collect the papers. During the next round, check them and amend any mistakes.

**Key**

Scientists now have evidence of life on the planet Mars. (1) A house in Manchester may have to be renumbered because nobody wants to buy it. (2) Thirty-year-olds Zoe and Zara Nash revealed a spooky secret yesterday. (3) Reports from several people in Wiltshire point to UFO activity in the area. (4) A NASA spokesman explained to our reporter, 'Cameras mounted on the recent spaceshot to Mars sent back some very strange photographs.' (1) Last month their other sister, Zelda, also 30, was involved in a serious road accident in Oxford. (3) Last night they say they saw a spacecraft flying overhead. (4) The 30-year-old semi-detached has been on the market for over a year now. (2) They thought it might be from the local airfield. (4) In that time only three people have looked at it. (2) When experts looked closely at them they were amazed. (1) Both her sisters knew at the exact time that something bad had happened. (3) Local estate agent Peter Conn believes it is the fault of the number. (2) They telephoned at once to tell the news. (4) Individuals and whole communities could be seen. (1) He has advised the owners to give it a name now. (2) They telephoned at once and heard the news. (3) At the time of the accident one was in Australia and one was in Edinburgh. (3) They all looked identical – short and fat with very long arms. (1) He told our reporter: 'They are thinking of calling it "Dunroaming".' (2) It was impossible to tell how advanced their intelligence was. (1) Local man Fred Davison said, 'Nobody there could help us.' (4) He thinks that should solve their problem. (2) They all look identical and often think alike too. (3) The 30-year-old market gardener went on to say that three of his neighbours also saw it. (4) 'This sort of thing has happened to us before,' they commented. (3) Further investigations are planned by NASA. (1) 'We were astonished – this sort of thing has never happened to us before,' he commented. (4)

UNLUCKY THIRTEEN FOR SELLERS – 2  
FLYING SAUCER SIGHTING – 4  
MARTIANS DISCOVERED – 1  
TRIPLETS' E.S.P. – 3

**84 Things that go bump in the night**

Advanced

The title is a quote from a poem by Robert Burns ('Ghoulies and ghosties and things that go bump in the night.') It refers to frightening noises that can be heard at night.

- 1 Give each group a copy of the handout on page 146. Make sure students understand that they have to fill in the answers in the correct place on the grid.
- 2 Read each question twice, giving teams time to confer and write their answer before you move on to the next. (With more elementary groups it may be advisable to read through all the questions again at the end.)
- 3 Get the groups to exchange papers for marking, and check the answers orally. Ask each team captain to read out the score and team letter, and write this up on the scoreboard. Record the running total.
- 4 Collect the papers. During the next round, check them and amend any mistakes or, if this is the last round, give the final scores.

**Listening script**

I'm going to read you the clues for the crossword. All the words are connected with science fiction, fantasy or horror.

We'll start with 1 down, a word with 9 letters. Here's the clue: *These men may produce rabbits out of hats or do magic tricks. They might say 'Abracadabra'.* [Repeat clue.]

Now move to 2 down. This is a 6-letter word and the clue is: *He wears a pointed hat, has a magic wand to do spells with, and may change you into a frog. One of these lived at Oz.* [Repeat clue.]

Now look at 3 across. 7 letters in this word and the clue is: *After an all-night party we see people who look and behave like these living-dead characters.* [Repeat clue.]

Go on now to 4 down, a 7-letter word. Here's your clue: *This very famous person (or was he a kind of ghost?) went to the opera.* [Repeat clue.]

And now 5 across. It's a 6-letter word and the clue is: *Do they visit us from another country or planet?* [Repeat clue.]

Now look at 6 across. The clue is: *It has 6 letters and it's another word for a ghost.* [Repeat clue.]

Next move to 7 down. It has 6 letters and here's the clue: *An unlucky date is \_\_\_\_\_ the thirteenth.* [Repeat clue.]

Look next at 8 across, at a word with 8 letters. The clue is: *Their favourite drink was blood and they preferred not to use a glass.* [Repeat clue.]

And now to 10 down. Just 3 initial letters here, and here's the clue: *These 3 letters might mean a visit from another planet.* [Repeat clue.]

And the final clue is 9 across, a 7-letter word, and this is



### Teacher's notes

the clue: *This titled gentleman lived in a castle in Transylvania.* [Repeat clue.]

#### Key

Across	Down
3 zombies	1 magicians
5 aliens	2 wizard
6 spirit	4 phantom
8 vampires	7 Friday
9 Dracula	10 UFO

## 15 Fun with the English language

This is a more difficult quiz and students may need some help from the teacher, especially in 'The shorter the better', where clues can easily be given if necessary. However, the plurals game 'The animals came in two by two' is easier and should give an opportunity for more elementary students to make a contribution.

Score 1 point for every correct answer. Maximum points available in this unit: 92.

### 85 Fill in and find out

Advanced

- 1 Give each group a copy of the handout on page 148. Tell them they have to read the letter and supply the 12 missing words. Make sure they realise they can only use one word in each space.
- 2 Tell the groups they have 15 minutes and start them all at the same time. Warn them when they have only a minute left and make sure they all stop when told.
- 3 Get the groups to exchange papers for marking, and check the answers orally. Ask each team captain to read out the score and team letter, and write this up on the scoreboard. Record the running total.
- 4 Collect the papers. During the next round, check them and amend any mistakes.

#### Key

1 which	7 in
2 reading/on	8 has
3 at	9 from
4 all	10 since
5 well	11 forward
6 good/clever/bright	12 our

### 86 Sounds alike

Advanced

Number 11: pact = an agreement.

Number 18: hutch = small wooden house for a pet rabbit.

- 1 Give each group a copy of the handout on page 149. Make sure they understand the meaning of the word *rhyme* and tell them that they must decide if each pair of words rhymes. Tell them they must write next to each pair of words, 'R' if they rhyme or 'DR' if they don't rhyme.
- 2 Tell the groups they have 10 minutes and start them all at the same time. Warn them when they have only a minute left and make sure they all stop when told.
- 3 Get the groups to exchange papers for marking, and check the answers orally. Ask each team captain to read out the score and team letter, and write this up on the scoreboard. Record the running total.
- 4 Collect the papers. During the next round, check them and amend any mistakes.

#### Key

Group A	Group B
2 DR	2 R
3 R	3 R
4 DR	4 DR
5 DR	5 DR
6 R	6 R
7 DR	7 R
8 R	8 R
9 R	9 DR
10 R	10 R

### 87 Spelling bee

Intermediate

- 1 Give each group a copy of the handout on page 150. Tell them they must choose the correct spelling for each word and draw a circle round it.
- 2 Tell the groups they have 5 minutes and start them all at the same time. Warn them when they have only a minute left and make sure they all stop when told.
- 3 Get the groups to exchange papers for marking, and check the answers orally. Ask each team captain to read out the score and team letter, and write this up on the scoreboard. Record the running total.
- 4 Collect the papers. During the next round, check them and amend any mistakes.

#### Key

1 a) friend	6 b) initiative
2 c) receipt	7 a) cemetery
3 a) emphasis	8 a) sincerely
4 b) argument	9 c) elementary
5 b) government	10 b) writing



**88 The animals came in two by two***Elementary*

The title of this game comes from a children's song. It refers to the way the animals entered Noah's Ark, i.e. in pairs.

- 1 Give each group a copy of the handout on page 151. Tell them they must supply the plural of each of the words given. (Explain *plurals* if necessary.)
- 2 Tell the groups they have 5 minutes and start them all at the same time. Warn them when they have only a minute left and make sure they all stop when told.
- 3 Get the groups to exchange papers for marking, and check the answers orally. Ask each team captain to read out the score and team letter, and write this up on the scoreboard. Record the running total.
- 4 Collect the papers. During the next round, check them and amend any mistakes.

**Key**

1 hooves	6 chimneys
2 children	7 fairies
3 geese	8 teeth
4 sheep	9 wives
5 firemen	10 wedding dresses

**89 The shorter, the better***Intermediate*

- 1 Give each group a copy of the handout on page 152. Tell them they must write the words which the abbreviations stand for. Go through the example with the whole class but point out that they don't have to provide further explanations in the way that the example does.  
As the teams are working it may be necessary to give clues to help if they get stuck. This can be done by giving them the first word to get them started, or by saying where they might come across the abbreviation or the kind of organisation it represents, e.g. A.S.A.P. might appear on an office memo.
- 2 Tell the groups they have 15 minutes and start them all at the same time. Warn them when they have only a minute left and make sure they all stop when told.
- 3 Get the groups to exchange papers for marking, and check the answers orally. Ask each team captain to read out the score and team letter, and write this up on the scoreboard. Record the running total.
- 4 Collect the papers. During the next round, check them and amend any mistakes.

**Key**

- 1 British Broadcasting Corporation
- 2 Member of Parliament/Military Police
- 3 World Health Organisation
- 4 Very Important Person
- 5 As Soon As Possible
- 6 Please Turn Over

- 7 Means 'for example' (Latin: *exempli gratia*)
- 8 European Economic Community
- 9 United Nations Educational Scientific and Cultural Organisation
- 10 World Wildlife Fund

**90 This won't hurt***Advanced*

- 1 Give each group a copy of the handout on page 153. Make sure students understand that they must listen carefully to each clue and write the answers on the lines provided.
- 2 Read each clue twice, giving teams time to confer and write their answer before you move on to the next. (With more elementary groups it may be advisable to read through all the questions again at the end.)
- 3 Get the groups to exchange papers for marking, and check the answers orally. Ask each team captain to read out the score and team letter, and write this up on the scoreboard. Record the running total.
- 4 Collect the papers. During the next round, check them and amend any mistakes or, if this is the last round, give the final scores.

**Listening script**

Listen carefully to these clues and write down the answers.

- 1 Where are you if someone says:  
a) Any more fares? b) Last orders, please.  
c) Time's up. d) Mind the doors. e) This won't hurt.
- 2 *Peter Piper picked a peck of pickled . . .* What could the last word of this tongue-twister be?
- 3 Which English word meaning 'to bend forward to show respect' is pronounced like the branch of a tree but is spelt like something you can tie or wear?
- 4 Write down three English words with a silent first letter, for example, the word *know*, which starts with the letter 'k' but you don't pronounce it.
- 5 What one thing could you do with the following – a toad in the hole, a bull's eye, a shepherd's pie.
- 6 As you hear each word, write down whether you'd put *make* or *do* before it.  
a) homework b) washing-up c) friends d) mistake  
e) a bed f) your best
- 7 You overheard a conversation in which you understood these words: tinsel, tree, streamers, fairy-lights, wrapping paper, baubles. What was going on?
- 8 What do these have in common?  
a junk, a barge, a dinghy, a sampan.
- 9 Which is the odd man out of these, and why – necklace, bracelet, brooch, lipstick, cigarette lighter, nose-ring, watch?
- 10 Write down ten words of one syllable that rhyme with the word W-H-A-T.



## Teacher's notes


### Key

- 1 a) on a bus  
b) in a pub  
c) in an exam  
d) in a lift/on a train  
e) at the dentist's/doctor's
- 2 pepper (accept any noun starting with P)
- 3 bow (*bough*, pronounced the same, is a branch on a tree)
- 4 Free choice: knife, gnat, knee, honest, psychology, who, etc.
- 5 Eat them (a = sausages cooked in batter; b = a sweet; c = minced lamb and vegetables with a mashed potato topping)
- 6 a) do, b) do, c) make, d) make, e) make, f) do
- 7 Christmas preparations (tinsel: sparkling garlands; streamers: paper Christmas decorations to hang from the ceiling; fairy-lights: small coloured lights for the Christmas tree; baubles: shiny balls to hang on the Christmas tree)
- 8 They are all boats (junk: flat-bottomed vessel used in the Chinese seas; barge: flat-bottomed boat used for cargo or pleasure, primarily on canals; dinghy: a small boat, possibly inflatable; sampan: Chinese flat-bottomed river boat, often used as living accommodation)
- 9 'cigarette lighter' is the odd one out. All the others are for personal adornment.
- 10 Free choice: blot, clot, cot, dot, got, hot, jot, knot, lot, not, plot, pot, rot, Scot, shot, slot, spot, swat, swot, tot, trot, yacht



## **Part 2**

# **Material for photocopying**





# **1 Food and drink**

- 1 Eating out 40
- 2 Too many cooks 41
- 3 Mix 'n' match 42
- 4 National dishes 43
- 5 Shopping basket 44
- 6 Round the world on a plate 45



1 EATING OUT

Round

Team

There are 20 spelling mistakes in this menu. Underline each one and write the correct spelling at the end.

*Starters*

Chicken soap whith French bread  
Tomatoe salad  
Mushrooms in garlick butter

*Main courses*

Beefbergers and vegetables or salad  
Fish, chips and pees  
Chicken pie, potatos and green beens

*Deserts*

Ise-cream – choclote, strauberry or coffee  
Fresh fruite salad and cream  
Aplle pie and cream or custard  
Cheese and bisciuts

*Drinks*

Tea  
Lemonaïd  
Coffee  
Koala

Service included.

- 1 \_\_\_\_\_

2 \_\_\_\_\_

3 \_\_\_\_\_

4 \_\_\_\_\_

5 \_\_\_\_\_
- 6 \_\_\_\_\_

7 \_\_\_\_\_

8 \_\_\_\_\_

9 \_\_\_\_\_

10 \_\_\_\_\_
- 11 \_\_\_\_\_

12 \_\_\_\_\_

13 \_\_\_\_\_

14 \_\_\_\_\_

15 \_\_\_\_\_
- 16 \_\_\_\_\_

17 \_\_\_\_\_

18 \_\_\_\_\_

19 \_\_\_\_\_

20 \_\_\_\_\_

Score



## 2 TOO MANY COOKS

Round

Team

*What famous dishes could you make from these ingredients?*

1 cheese onion egg bacon pastry  
q\_\_\_\_\_ L\_\_\_\_\_

2 onion tomato basil meat in very small pieces (You eat it with pasta.)  
B\_\_\_\_\_ s\_\_\_\_\_

3 aubergine lamb egg cheese onion tomato  
m\_\_\_\_\_

4 chicken vegetables hard-boiled egg spices (You eat it with rice.)  
c\_\_\_\_\_ c\_\_\_\_\_

5 pepper eggs onions potato  
S\_\_\_\_\_ o\_\_\_\_\_

6 flour sugar eggs margarine cocoa powder  
c\_\_\_\_\_ c\_\_\_\_\_

7 apples sugar flour water margarine  
a\_\_\_\_\_ p\_\_\_\_\_

8 eggs icing sugar cream strawberries (You need a freezer to make this.)  
s\_\_\_\_\_ i\_\_\_\_\_

9 oranges water sugar a lemon  
m\_\_\_\_\_

10 rice chicken tomatoes prawns paprika green beans  
p\_\_\_\_\_

Score



### 3 MIX 'N' MATCH

Round

Team

*Find the missing food or drink from these pairs.*

- 1 Gin and \_\_\_\_\_
- 2 Bread and \_\_\_\_\_
- 3 Strawberries and \_\_\_\_\_
- 4 \_\_\_\_\_ and cheese
- 5 Roast beef and \_\_\_\_\_
- 6 \_\_\_\_\_ and custard
- 7 Duck and \_\_\_\_\_
- 8 \_\_\_\_\_ and eggs
- 9 \_\_\_\_\_ and chips
- 10 Salt and \_\_\_\_\_

*Choose from these:*

bacon	cream	orange sauce	tea
bread	fish	pepper	tomatoes
butter	mustard	rhubarb	tonic
chips	onions	syrup	Yorkshire pudding

Score



## 4 NATIONAL DISHES

Round

Team

Find the ten national dishes by writing in the missing letters. When you have finished, write the country or area the dish comes from under each.

1 c \_ \_ s c \_ \_ s

\_\_\_\_\_

2 s \_ \_ \_ t \_ a \_ d \_ s \_ u \_ \_ \_ r k

\_\_\_\_\_

3 r a \_ \_ t o \_ i l \_ e

\_\_\_\_\_

4 p \_ l \_ \_ t a

\_\_\_\_\_

5 \_ a s \_ \_ g \_ \_ e n g

\_\_\_\_\_

6 \_ p a n \_ \_ h \_ o e e \_ \_ e

\_\_\_\_\_

7 c h \_ \_ k e \_ \_ u r \_ \_

\_\_\_\_\_

8 H u \_ g \_ \_ a n \_ \_ o u \_ \_ h

\_\_\_\_\_

9 \_ t \_ a k \_ \_ a \_ d \_ k \_ \_ n e \_ \_ i \_

\_\_\_\_\_

10 l r \_ \_ h \_ s \_ e \_

\_\_\_\_\_

Score




## 5 SHOPPING BASKET

Round 

Team

**Write the names of these fruits and vegetables.**



**1** \_\_\_\_\_

**5** \_\_\_\_\_

9 \_\_\_\_\_

2 \_\_\_\_\_

6 \_\_\_\_\_

10 \_\_\_\_\_

3 \_\_\_\_\_

7. \_\_\_\_\_

11 \_\_\_\_\_

**4** \_\_\_\_\_

8 \_\_\_\_\_

12 \_\_\_\_\_

Score




6
ROUND THE WORLD ON A PLATE

Round

Team

Listen to the clues and complete the crossword.



Score



## **2 People**

- 7 Cracking the code 47
- 8 Who thought of that? 48
- 9 Compound fractures 49
- 10 Doctor Who? 50
- 11 How the other half lives 51
- 12 Identity parade 52



## 7 CRACKING THE CODE

Round

Team

*Here is a code which you must crack to find the names of 10 people who are all heroes or villains, real or imaginary, alive or dead.*

*Write your code here. There are some clues to get you started.*

A	B	C	D	E	F	G	H	I	J	K	L	M
		O	P				T					
N	O	P	Q	R	S	T	U	V	W	X	Y	Z
									I			

*These are the people you are searching for:*

- |                |          |
|----------------|----------|
| 1 FOGDIHWB     | ___P_TI_ |
| 2 OZORRWB      | _____    |
| 3 RFOQIZO      | __A__A   |
| 4 HOFNOB       | ___Z__   |
| 5 VOBBWPOZ     | _____    |
| 6 YSBBSRM      | __NN__   |
| 7 QOGHFC       | _____    |
| 8 VOAZSH       | _____    |
| 9 TFOBYSBGHSWB | _____    |
| 10 QVIFQVWZZ   | _____    |

Score



## 8 WHO THOUGHT OF THAT?

Round

Team

*Who invented what and when? Write the inventors' names and the correct date next to their invention. The answers are all at the bottom of the page, but they are mixed up.*

### ***Inventions***

- 1 the television
- 2 the telephone
- 3 penicillin
- 4 the first practical helicopter
- 5 the ballpoint pen
- 6 the hot-air balloon
- 7 the game of rugby
- 8 the steam train
- 9 the sandwich
- 10 the guillotine


### ***Inventors***

William Webb Ellis  
The Montgolfier brothers  
Richard Trevithick  
John Logie Baird  
John Montagu, 4th Earl  
of Sandwich  
Alexander Graham Bell  
Joseph Guillotin  
Lazlo Biro  
Alexander Fleming  
Igor Sikorsky

### ***Dates***

the mid 1700s  
1783  
1792  
1804  
1823  
1876  
1926  
1928  
1939  
1944

Score

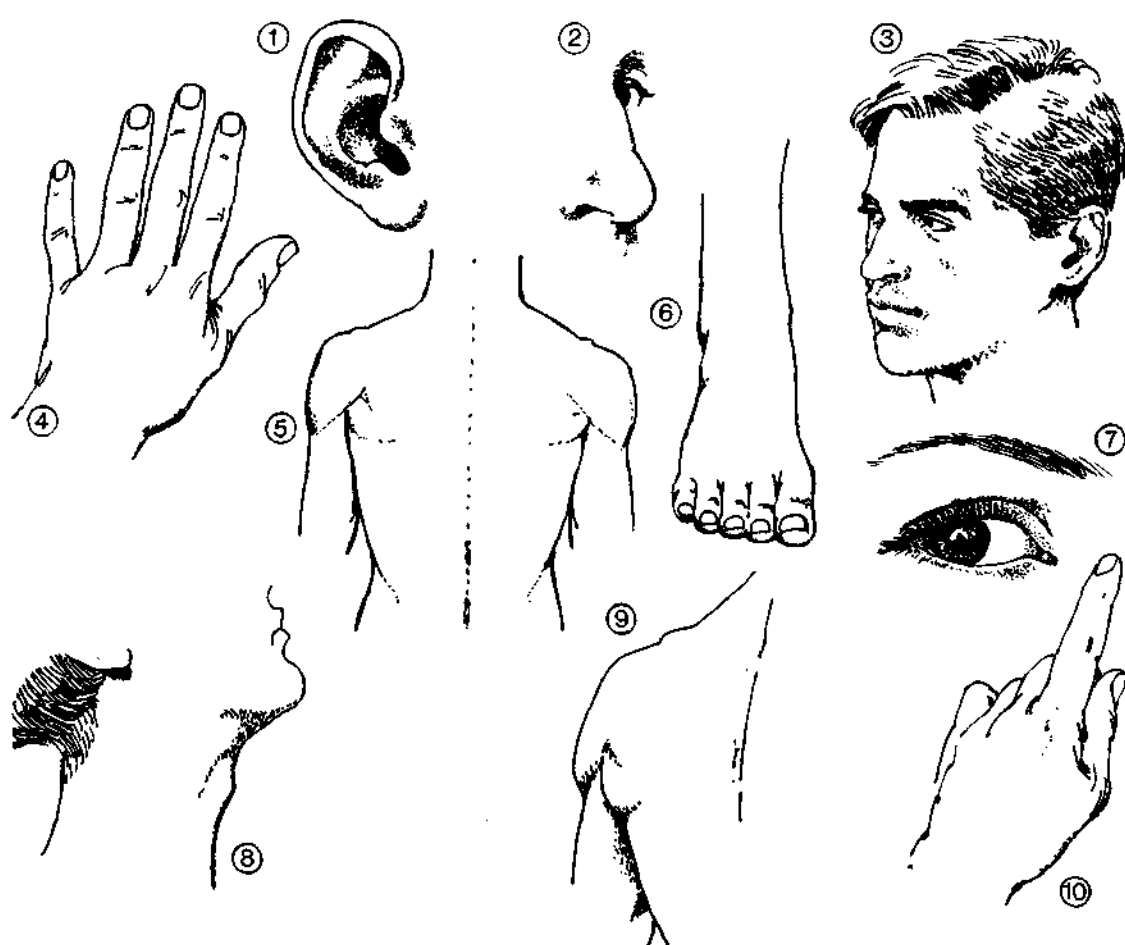


9 COMPOUND FRACTURES

Round

Team

Use the clues at the bottom of the page to help you find a word formed from the names of each part of the body pictured here.



- |         |         |          |
|---------|---------|----------|
| 1 _____ | 5 _____ | 8 _____  |
| 2 _____ | 6 _____ | 9 _____  |
| 3 _____ | 7 _____ | 10 _____ |
| 4 _____ |         |          |

Clues

Two pieces of jewellery.  
Behind the people in a picture.  
Bad move in tennis.  
Police restraint.  
A title in a newspaper.

Something you carry.  
Personal identity.  
Cosmetics.  
Lunchtime for horses?

Score



## 10 DOCTOR WHO?

Round

Team

*This is a people quiz. Fill in the letters and you will have the names of a French scientist, an American film star, an Italian explorer, an Irish and an English writer, a French and a Russian politician, an Italian artist, a Russian composer and a Russian ballet dancer. None of them are alive.*

1 C     i  s      a u   e

2   r i  y   M    r o

3  c   a      s

4    h e     g   o

5   r c   P   o

6 J  s  p    t   i n

7 O s     W   l  e

8  h   r    s   D i    e  s

9  a r i   C   r i

10 A       v   v a

Score



# 11 HOW THE OTHER HALF LIVES

Round

Team

*Read about the lifestyles of different groups of people and complete the word which describes them.*

- 1 These people live in movable homes. They often play violins, have dark hair and wear large earrings.  
g \_ \_ \_ \_ s
- 2 In the 1960s these people liked travelling, but they went East – to Afghanistan or India. They had long hair and wore necklaces. They liked flowers, and poppies may have been their favourite.  
h \_ \_ \_ \_ s
- 3 They have very colourful hair – pink or green or sometimes none at all. They like metal rings.  
p \_ \_ \_ s
- 4 These religious people wear saffron robes and beg for their food.  
Bu \_ \_ \_ \_ st m \_ \_ ks
- 5 They follow football teams or pop groups enthusiastically from place to place.  
f \_ \_ s
- 6 These people are very good at thinking up exciting new business ideas. They take a risk and often make a lot of money.  
ent \_ \_ \_ \_ \_ \_ \_ \_ urs
- 7 In the 1980s they were young, rich, had good, well-paid jobs and wanted to move on to bigger things.  
y \_ \_ \_ \_ \_ s
- 8 These are usually men – they wander around and often sleep under bridges.  
t \_ \_ \_ ps
- 9 They like to have a good look at things that belong to other people and then take some home with them.  
bu \_ \_ \_ \_ rs
- 10 They usually inherit money, houses and countries and might have a crown in their wardrobe.  
ro \_ \_ \_ \_ y

Score




12 IDENTITY PARADE ?

Round

Team

Listen to the clues and complete the crossword.



Score



### **3 Places**

- 13 Where am I? 54
- 14 Capital cities 55
- 15 Wish you were here 56
- 16 Island in the sun 59
- 17 If it's Tuesday it must be Brussels 60
- 18 Wonders of the world 61



## 13 WHERE AM I?

Round

Team

*Juan has been on a world trip and now he is showing his photos to a friend. Put the correct countries in each space so his captions make sense.*

- 1 Here I am in \_\_\_\_\_ photographing penguins.
- 2 Here I am in \_\_\_\_\_ eating in an igloo.
- 3 Here I am in \_\_\_\_\_ watching kabuki theatre.
- 4 Here I am in \_\_\_\_\_ playing with koalas.
- 5 Here I am in \_\_\_\_\_ clapping to flamenco music.
- 6 Here I am in \_\_\_\_\_ sitting down to smorgasbord.
- 7 Here I am in \_\_\_\_\_ feeding the reindeer.
- 8 Here I am in \_\_\_\_\_ smiling at a snake charmer.
- 9 Here I am in \_\_\_\_\_ riding in a rodeo.
- 10 Here I am in \_\_\_\_\_ posing in a poncho.

*Choose from these countries:*

Antarctica  
Australia  
England  
France

India  
Italy  
Japan  
Lapland

Peru  
Saudi Arabia  
Scotland  
Spain

Sweden  
the Arctic  
the USA

Score



## 14 CAPITAL CITIES

Round

Team

*First unscramble the word to discover the name of the country, then add the name of the capital city.*

***Scrambled name***

***Country***

***Capital***

*eg:* NRCEAF

France

Paris

1 NEWSDE

\_\_\_\_\_

\_\_\_\_\_

2 TSAFNAGHIAN

\_\_\_\_\_

\_\_\_\_\_

3 LDOAPN

\_\_\_\_\_

\_\_\_\_\_

4 TLRAIAUSA

\_\_\_\_\_

\_\_\_\_\_

5 DNCAAA

\_\_\_\_\_

\_\_\_\_\_

6 RRTHNEON REALDNI

\_\_\_\_\_

\_\_\_\_\_

7 TRANGNAIE

\_\_\_\_\_

\_\_\_\_\_

8 NAHALTID

\_\_\_\_\_

\_\_\_\_\_

9 PNSEIPILPIH

\_\_\_\_\_

\_\_\_\_\_

10 LEACNDI

\_\_\_\_\_

\_\_\_\_\_

Score



# 15 WISH YOU WERE HERE

Round

Team

Here are some postcards sent on a touring holiday of Europe. Read the messages and fill in the blanks.

A

Having a wonderful time in (1) \_\_\_\_\_.  
Yesterday we took a boat trip on the River  
(2) \_\_\_\_\_ to the (3) \_\_\_\_\_.  
It used to be a prison - one of Henry VIII's wives  
had her head cut off here. There are men in  
mart uniforms and some famous birds. Tonight  
we're going to the theatre to see 'Cats'.

B

I flew to (4) \_\_\_\_\_ just for the day and  
it looked so green from the sky that I know why  
it's called the Emerald Isle. The capital,  
(5) \_\_\_\_\_ is famous for pubs, Guinness  
and writers like James Joyce. Just time to see a  
couple of horse races then back to England.

C

Spent the night on the train travelling north  
and woke up in Edinburgh, the capital of  
(6) \_\_\_\_\_. Was surprised to see a man  
wearing a sort of coloured skirt. Took a trip to  
the famous (7) L \_\_\_\_\_ N \_\_\_\_\_  
but didn't see a monster.

1 \_\_\_\_\_

5 \_\_\_\_\_

2 \_\_\_\_\_

6 \_\_\_\_\_

3 \_\_\_\_\_

7 \_\_\_\_\_

4 \_\_\_\_\_



# 15 WISH YOU WERE HERE

D

A flight to (8) C\_\_\_\_\_. I'd always wanted to see The Little Mermaid statue in the harbour and she's beautiful. We also visited Legoland and the home of Hans Christian Andersen.

E

It's only Easter but it's really warm here in (9) \_\_\_\_\_. The bulbs are out and they look wonderful. We've seen lots of art galleries, windmills and canals. Tomorrow we're driving to France.

F

The views from the top of the (10) E\_\_\_\_\_ T\_\_\_\_\_ are magnificent - the whole of (11) \_\_\_\_\_ spread out beneath us. We had a river trip and a walk down a famous street with expensive shops. It's very chic here. Delicious food!

G

Greetings from (12) B\_\_\_\_\_, now a united city and a capital again. We're enjoying the beer and the street cafés in between shopping on the Kudamm and visiting the Pergamon museum. The Brandenburg Gate is superb.

8 \_\_\_\_\_

11 \_\_\_\_\_

9 \_\_\_\_\_

12 \_\_\_\_\_

10 \_\_\_\_\_



H

Many canals here - it's the most romantic place I've ever seen but is unfortunately sinking into the sea. Tonight we're going on a gondola. I hope the gondolier sings. We don't want to leave (13) \_\_\_\_\_.

I

The (14) L \_\_\_\_\_ T \_\_\_\_\_ of P \_\_\_\_\_ looks very small and white, like a decoration on a wedding cake. We're putting on a lot of weight here with the pasta and ice-creams.

J

Last stop before home and back to work. Here in (15) \_\_\_\_\_ we're visiting the old Olympic stadium, Gaudi's church and the cathedral, but we aren't going to a bullfight. We leave early tomorrow. What a wonderful trip!

13 \_\_\_\_\_

15 \_\_\_\_\_

14 \_\_\_\_\_

Score



## 16 ISLAND IN THE SUN

Round

Team

*Match the names of these islands to the maps, but be careful because one of them is a 'joker' and not an island. Note: The maps are not drawn to the same scale.*

Cyprus \_\_\_\_\_

Balearic Islands \_\_\_\_\_

Sicily \_\_\_\_\_

Cuba \_\_\_\_\_

Sardinia \_\_\_\_\_

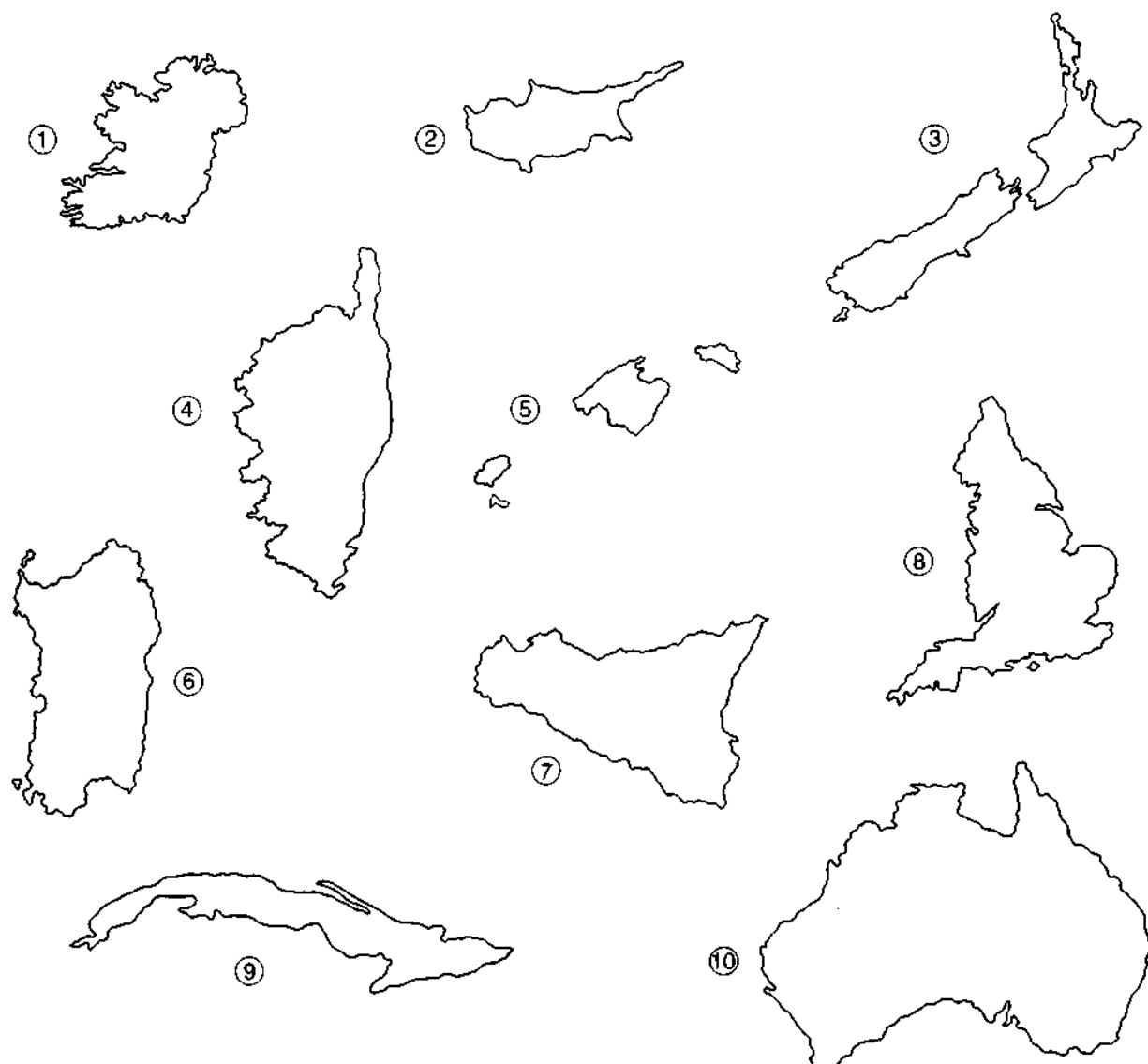
One country that isn't  
an island at all \_\_\_\_\_

New Zealand \_\_\_\_\_

Australia \_\_\_\_\_

Ireland \_\_\_\_\_

Corsica \_\_\_\_\_



Score



## 17 IF IT'S TUESDAY IT MUST BE BRUSSELS

Round

Team

*Match the clues to the city.*

- 1 chilli beans – Olympics 1980 – an earthquake
- 2 fashion – a tower – a president
- 3 Red Square – a tomb – onion domes
- 4 contains a separate state – famous fountains –  
ever-changing parliament
- 5 a carnival – a harbour – a statue
- 6 millionaires – minor royalty – casinos
- 7 an emperor – traffic – Olympics 1964
- 8 a tower – the Tube – big red buses
- 9 geometric ruins – mummys (not daddys) – desert
- 10 cakes – waltzes – schnitzel

*Choose from these cities:*

Cairo

Monte Carlo

Rio de Janeiro

Vienna

London

Moscow

Rome

Mexico City

Paris

Tokyo

Score




18    WONDERS OF THE WORLD ?

Round

Team

*Listen to the clues and complete the crossword.*



Score



## **4 Animals**

- 19 Whatever is that? 63
- 20 Happy families 64
- 21 Big game hunting 65
- 22 Animal antics 66
- 23 Float like a butterfly, sting  
like a bee? 68
- 24 All creatures great and small 69



## 19 WHATEVER IS THAT?

11

11

Look at the list of creatures and sort them into three categories, depending on whether they have feathers, fins or fur. You will find some creatures don't fit into any of the categories. Write their names below the chart. There is an example given in each category.

carp	dolphin	mink	shark
cod	kangaroo	ostrich	snail
crab	jackal	parrot	sparrow
crocodile	jaguar	robin	tortoise

Feather	Fin	Fur
crow	trout	lion

Not in any of the categories:



20 HAPPY FAMILIES

Round

Team

Complete these animal families.

	Mother	Father	Baby
1	duck	drake	_____
2	mare	_____	foal
3	bitch	dog	_____
4	cow	_____	calf
5	sow	boar	_____
6	_____	cockerel	chick
7	_____	roe	fawn/Bambi
8	sheep/ewe	_____	lamb
9	peahen	_____	peachick
10	_____	dog	foxcub

Score



21 BIG GAME HUNTING

Round

Team

Make as many words of three letters or more as you can from:

HIPPOPOTAMUS

hat	post		

RHINOCEROS

rose	her		

Score



## 22 ANIMAL ANTICS

Round

Team

*Use these clues to complete the crossword. The answers are all animals, birds, fish or insects.*

### *Across*


- 2 Swims like a duck, has webbed feet and would make a good guard.
- 4 This animal is for work or pleasure. It can help you win some money.
- 7 The symbol of America – this bird often attacks and kills other birds.
- 8 I can walk on land or swim in the sea. A little cousin of mine is called a tortoise.
- 9 I'm rare and becoming rarer but I am protected by a Great Wall.
- 12 The males have long hair round their faces. Their babies are cubs.
- 15 This eight-legged creature lives in the sea.
- 16 A wise night bird.
- 17 Am I the odd person out?
- 18 I frightened a little girl in red who was in a wood visiting her grandmother.

### *Down*

- 1 A big cat you could see in Asia but not in Africa.
- 3 I'm slippery and sometimes electric – and delicious.
- 5 We are often used by farmers with a plough in developing countries.
- 6 I'm a bird from Down Under but I don't fly.
- 7 I have a good memory and am very large indeed.
- 10 This insect is named after a mythical animal which breathed out fire. It is often bright blue and can be seen over ponds.
- 11 A delicious fish – a pretty colour when smoked. It's a real jumper!
- 13 I produce what you need to make butter and cheese.
- 14 The ship of the desert. Rarely thirsty.



22 ANIMAL ANTICS



Score



## 23 FLOAT LIKE A BUTTERFLY, STING LIKE A BEE?

Round

Team

*Fill in the missing animals in these similes, proverbs and idioms.*

- 1 As cunning as a \_\_\_\_\_.
- 2 Curiosity killed the \_\_\_\_\_.
- 3 To have \_\_\_\_\_ in my stomach.
- 4 Be like a \_\_\_\_\_ with a sore head.
- 5 As quiet as a \_\_\_\_\_.
- 6 To move at a \_\_\_\_\_'s pace.
- 7 A wolf in \_\_\_\_\_'s clothing.
- 8 As the \_\_\_\_\_ flies.
- 9 As slippery as an \_\_\_\_\_.
- 10 To take to something like a \_\_\_\_\_ to water.

*Choose from these animals:*

antelope	crow	fox	sheep
bear	duck	giraffe	snail
butterflies	eel	horse	snake
cat	elephant	mouse	

Score



## 24 ALL CREATURES GREAT AND SMALL ?

Round

Team

*Listen to the clues and fill in the missing letters in these animal words.*

1 s     e

2 g      e

3 w     s

4 s        s

5 f   x

6 l    n

7 d   g

8 a) u     n

b) w     n  h    e  o  f  T   y

c) P      s

9 T   m  a  n  d  J     y

10 S      y

Score



## **5 Sports and games**

- 25 Under starter's orders 71
- 26 Game, set and match 72
- 27 Going for gold 73
- 28 Don't be a square 74
- 29 The three Vs – Verbs, Vocabulary  
and Venues 75
- 30 Pep talk 76



## 25 UNDER STARTER'S ORDERS

Round

Team

For each word or name connected with sports or games you will see three possible definitions.  
Decide together which is the right one.

1 *A sand wedge is*

- ☐ a golf club
- ☐ a packed lunch for golfers
- ☐ a hat for playing golf in

2 *Deuce is*

- ☐ a card game
- ☐ a special drink for sportsmen
- ☐ a score in tennis

3 *Backgammon is*

- ☐ a gymnastics event
- ☐ special food for gymnasts
- ☐ a board game

4 *A knight is*

- ☐ a world champion
- ☐ a chess piece
- ☐ a playing card

5 *Hurdling is*

- ☐ an athletics event
- ☐ a board game
- ☐ a gymnastic exercise

6 *A bunker is*

- ☐ a sandpit on a golf course
- ☐ a football referee
- ☐ a shot in tennis

7 *The pits are*

- ☐ where tennis players practise
- ☐ where cars stop during a race
- ☐ where ice-hockey players sit when they are sent off

8 *The butterfly stroke is*

- ☐ a way of hitting a cricket ball
- ☐ a special way of swimming
- ☐ a way to make a racehorse go faster

9 *The Tour de France is*

- ☐ a cycle race
- ☐ a tennis tournament
- ☐ a 24-hour car race

10 *Squash is*

- ☐ the start of a marathon race
- ☐ a special drink for athletes
- ☐ a sport played with a racket

Score



26 GAME, SET AND MATCH

Round

Team

*In which sport or game do you use the following?*

- 1 a shuttlecock \_\_\_\_\_
- 2 stumps \_\_\_\_\_
- 3 pawns \_\_\_\_\_
- 4 big round gloves \_\_\_\_\_
- 5 a horse \_\_\_\_\_
- 6 a tee \_\_\_\_\_
- 7 rope \_\_\_\_\_
- 8 a foil \_\_\_\_\_
- 9 aces \_\_\_\_\_
- 10 goggles \_\_\_\_\_

*Choose from these sports and games:*

- |           |          |                  |            |
|-----------|----------|------------------|------------|
| badminton | chess    | lacrosse         | polo       |
| bandy     | cricket  | motorbike racing | underwater |
| boules    | fencing  | mountain         | swimming   |
| boxing    | football | climbing         |            |
| cards     | golf     | pelota           |            |

Score



## 27 GOING FOR GOLD

Round

Team

*Unscramble the names of these Olympic events.*

- |                  |                 |
|------------------|-----------------|
| 1 FNGTTWGILIIHE  | w _____         |
| 2 TRAKEA         | k _____         |
| 3 GINDIV         | d _____         |
| 4 YCARREH        | a _____         |
| 5 LANDHCETO      | d _____         |
| 6 NASTYSCIGM     | g _____         |
| 7 GREUFI TAGSKNI | f _____ s _____ |
| 8 YILGCNC        | c _____         |
| 9 VANJIEL        | j _____         |
| 10 HOWS GUMPNI   | s _____ j _____ |

Score



28    DON'T BE A SQUARE

Round

Team

Find 14 sports words in this wordsquare. You can read them horizontally, vertically or diagonally. You have to find one word with 3 letters, three words with 4 letters, three words with 5 letters, four words with 6 letters, one word with 7 letters and two words with 8 letters.

X	A	J	M	Q	X	L	R	I	P	T	Q	B	T
D	H	E	V	J	L	I	N	E	S	M	A	N	J
I	W	X	R	Y	G	U	Q	A	X	B	W	X	Y
J	Q	Z	V	O	C	Z	F	N	A	U	X	O	C
N	U	L	E	X	B	O	X	I	N	G	J	B	U
H	Z	C	V	M	J	I	H	L	J	M	T	F	S
G	J	D	X	P	X	L	C	U	F	D	R	A	W
U	M	P	I	R	E	W	K	S	C	L	G	U	Q
Q	H	C	S	J	S	Y	C	Q	U	G	V	Z	H
L	Z	P	K	B	N	F	J	U	D	O	X	Q	R
G	V	S	H	Q	X	D	V	A	H	A	Z	X	J
P	O	A	J	U	Z	X	U	S	P	L	M	P	X
S	L	Q	V	M	A	T	C	H	B	S	T	B	K
X	L	B	K	P	S	T	J	K	W	M	E	Q	I
Y	E	U	L	G	H	R	G	B	F	R	Z	S	C
J	Y	P	E	N	A	L	T	Y	O	C	B	V	K
H	F	J	M	L	X	Q	N	C	U	J	M	P	Z
S	B	D	K	R	L	J	S	P	Z	D	T	G	U

<hr/>	<hr/>	<hr/>	<hr/>
<hr/>	<hr/>	<hr/>	<hr/>
<hr/>	<hr/>	<hr/>	<hr/>
<hr/>	<hr/>	<hr/>	<hr/>

Score



## 29 THE THREE Vs – VERBS, VOCABULARY AND VENUES

Round

Team

**A** You can do all these actions with a ball. Fill in the missing letters.

1 \_ \_ U \_ C \_

2 \_ H R \_ W

3 \_ A \_ C \_

4 \_ I \_

5 D R \_ \_ \_ E

**B** Name what you strike a ball with for each of these games.

1 hockey \_\_\_\_\_

2 cricket/baseball \_\_\_\_\_

3 golf \_\_\_\_\_

4 polo/croquet \_\_\_\_\_

5 tennis/squash \_\_\_\_\_

**C** Which sports would you expect to see at the following famous venues?

1 Heysel Stadium \_\_\_\_\_

2 St Andrews \_\_\_\_\_

3 Monaco \_\_\_\_\_

4 Isle of Man \_\_\_\_\_

5 Flushing Meadow \_\_\_\_\_

Score



## 30 PEP TALK ?

Round Team 

--

*Listen to the clues and fill in the missing words. When you have finished see if you can guess the name of the famous boxer below.*

1			1	
---	--	--	---	--

2		2			
---	--	---	--	--	--

--	--	--	--	--	--

3					
---	--	--	--	--	--

4				3		
---	--	--	--	---	--	--

[illegible]

6			5				
---	--	--	---	--	--	--	--

7			
---	--	--	--

--	--	--	--	--	--	--

8	6				
---	---	--	--	--	--

--	--	--	--	--	--

9	7						
---	---	--	--	--	--	--	--

10			8		
----	--	--	---	--	--

**Who is the famous boxer?**

7	4	6	2	7	7	5	1
---	---	---	---	---	---	---	---

2	3	8
---	---	---

Score 

--



## **6 Numbers**

- 31 Figure it out 78
- 32 Not more or less 79
- 33 The terrible twos 80
- 34 Next, please 81
- 35 Telling whoppers 82
- 36 Financial statement 83



## 31 FIGURE IT OUT

Round

Team

*Replace the initial letters with the complete words to solve each puzzle. The numbers are important clues.*

*Example*

7 D of the W = 7 days of the week

1 12 M of the Y

---

2 S W and the 7 D (A fairy-tale and a cartoon film)

---

3 A the W in 80 D (A book and a film)

---

4 64 S on a C B (A game)

---

5 24 H in the D

---

Score



## 32 NOT MORE OR LESS

Round

Team

*Answer these questions with numbers.*

### *Example*

How many games must you win to win a set in tennis?

6

- 1 How many riders are there in a polo team?  
\_\_\_\_\_
- 2 How long does a football match last?  
\_\_\_\_\_
- 3 In which year were the Olympics held in Los Angeles?  
1984 ☐ 1988 ☐ 1992 ☐
- 4 How many tentacles does an octopus have?  
\_\_\_\_\_
- 5 How many players are there in a cricket team?  
\_\_\_\_\_
- 6 How far is a marathon? (to the nearest mile/km)  
\_\_\_\_\_
- 7 How many letters are there in the English alphabet?  
\_\_\_\_\_
- 8 When did England win the World Cup in football?  
\_\_\_\_\_
- 9 How many sides does a pentagon have?  
\_\_\_\_\_
- 10 How many legs does a spider have?  
\_\_\_\_\_

Score



## 33 THE TERRIBLE TWOS

Round

Team

*Answer the clues with words that mean two of something.*

*Example*

a man and a woman.

a couple

1 Children love to sleep in them – one up and one down.

\_\_\_\_\_

2 Conversation between two people.

\_\_\_\_\_

3 Two performers together.

\_\_\_\_\_

4 Four at tennis.

\_\_\_\_\_

5 The Siamese ones were famous.

\_\_\_\_\_

6 Take a trip round London on one of these.

\_\_\_\_\_

7 One more than once.

\_\_\_\_\_

8 An exact copy.

\_\_\_\_\_

9 They'll help you get a better look at something far away.

\_\_\_\_\_

10 Two weeks.

\_\_\_\_\_

Score



## 34 NEXT, PLEASE

Round

Team

*Write the next two numbers in each series and say how the series works.*

*Example*

74, 71, 68, 65, 62, **59, 56**

How it works: **Subtract 3 each time.**

1 14, 21, 28, 35, 42, \_\_, \_\_

How it works: \_\_\_\_\_

2 3, 6, 12, 24, 48, \_\_, \_\_

How it works: \_\_\_\_\_

3 496, 124, 248, 62, 124, \_\_, \_\_.

How it works: \_\_\_\_\_

4 2, 5, 4, 7, 6, \_\_, \_\_

How it works: \_\_\_\_\_

5 1, 2, 3, 5, 8 \_\_, \_\_

How it works: \_\_\_\_\_

Score



## 35 TELLING WHOPPERS

Round

Team

*Write T for true, or F for false next to each of these statements.*

- 1 X-rays were discovered in 1895. ☐
- 2 The first postage stamp was made in 1840. ☐
- 3 There are 51 states in the USA. ☐
- 4 Sir Edmund Hillary climbed Everest in 1935. ☐
- 5 The first flight across the English Channel was in 1907. ☐
- 6 Nobel Day is on 10th December. ☐
- 7 There are 200 bones in the human body. ☐
- 8 Man first walked on the moon in 1969. ☐
- 9 There are 10 countries on mainland South America. ☐
- 10 The first words spoken on the telephone were in 1876. ☐

Score

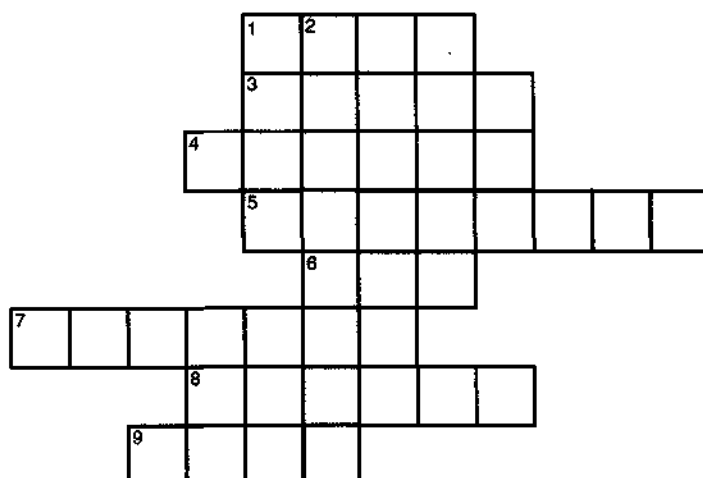


## 36 FINANCIAL STATEMENT ?

Round

Team

**Listen to the clues and fill in the crossword. Then add up all the numbers and write the total below.**



**The total is:**

--	--	--	--	--	--	--	--	--	--	--

--	--	--	--	--	--	--

Score \_\_\_\_\_



## **7 Shopping**

- 37 Shopping list 85
- 38 How do you buy it? 86
- 39 Bargain hunting 87
- 40 High Street 88
- 41 Below the belt 90
- 42 Sales pitch 91



## 37 SHOPPING LIST

## Round

## Team

*Pedro's teacher is giving the class a party to celebrate the end of term, but they must do the shopping and collect the equipment for the games. He has told them the girls must buy all the COUNTABLE things and the boys the UNCOUNTABLE things.*

*You must sort out the list for them.*

mineral water

rice

chicken pâté

rolls

**cheese**

paper

paper clips

orange juice

a roll of sellotape

drinking chocolate

a box of chocolates

salad

**balloons**

paper napkins

prizes

ice-cream

bread

**butter**

fruit

tomatoes

flowers

packets of crisps

nuts

pasta

Countable	Uncountable
a cup of tea	coffee

## Score



## 38 HOW DO YOU BUY IT?

Round

Team

*In what form do you buy the following? You will need to use some words more than once.*

- 1 a \_\_\_\_\_ of flowers
- 2 a \_\_\_\_\_ of cigarettes
- 3 a \_\_\_\_\_ of honey
- 4 a \_\_\_\_\_ of Coke
- 5 a \_\_\_\_\_ of orange squash
- 6 a \_\_\_\_\_ of toothpaste
- 7 a \_\_\_\_\_ of milk
- 8 a \_\_\_\_\_ of biscuits
- 9 a \_\_\_\_\_ of chocolate
- 10 a \_\_\_\_\_ of chocolates

*Choose from these words:*

bar	box	carton	jar	tablet
bottle	bunch	case	packet	tin
bouquet	can	crate	stick	tube

Score



## 39 BARGAIN HUNTING

Round

Team

*Hidden in this story are 8 words connected with shopping. Underline them.*

### *Example*

The hotel room was very good, airy and bright. = dairy.

- 1 Rebecca, Sheila, Tom and I decided to go to Brighton for the day. The car had broken down but Cherwell Street, where we lived, was very near the station. Ernest, our older brother, couldn't come with us.

*(One way of paying and 2 shops.)*

- 2 He was staying in Crediton with our elderly Aunt Blanche. Queueing at the station for the tickets didn't take long and soon we were on the platform.

*(Two more ways of paying.)*

- 3 We got on the train and Tom made straight for the bar, gaining a reputation as a heavy drinker.

We settled in our seats and read our papers. Alesbourne was the only station we stopped at.

*(Two reductions you could find in January or July.)*

- 4 Finally, we went into the long tunnel. I stopped reading and ten minutes later we arrived in Brighton.

*(Something you need if you are going shopping.)*

Score



## 40 HIGH STREET

Round ☐

Team ☐

*Read this story and mark each of the shops on the plan.*

Jennifer had some time to spare before she had to meet Nigel, so she decided to buy a newspaper to read in the park. She bought a 'Telegraph' in the shop by the traffic lights, and as she came out she saw that there was a queue for the new film immediately opposite. She walked to the park, noticing the cash dispenser on her left but she resisted the temptation to draw out more money.

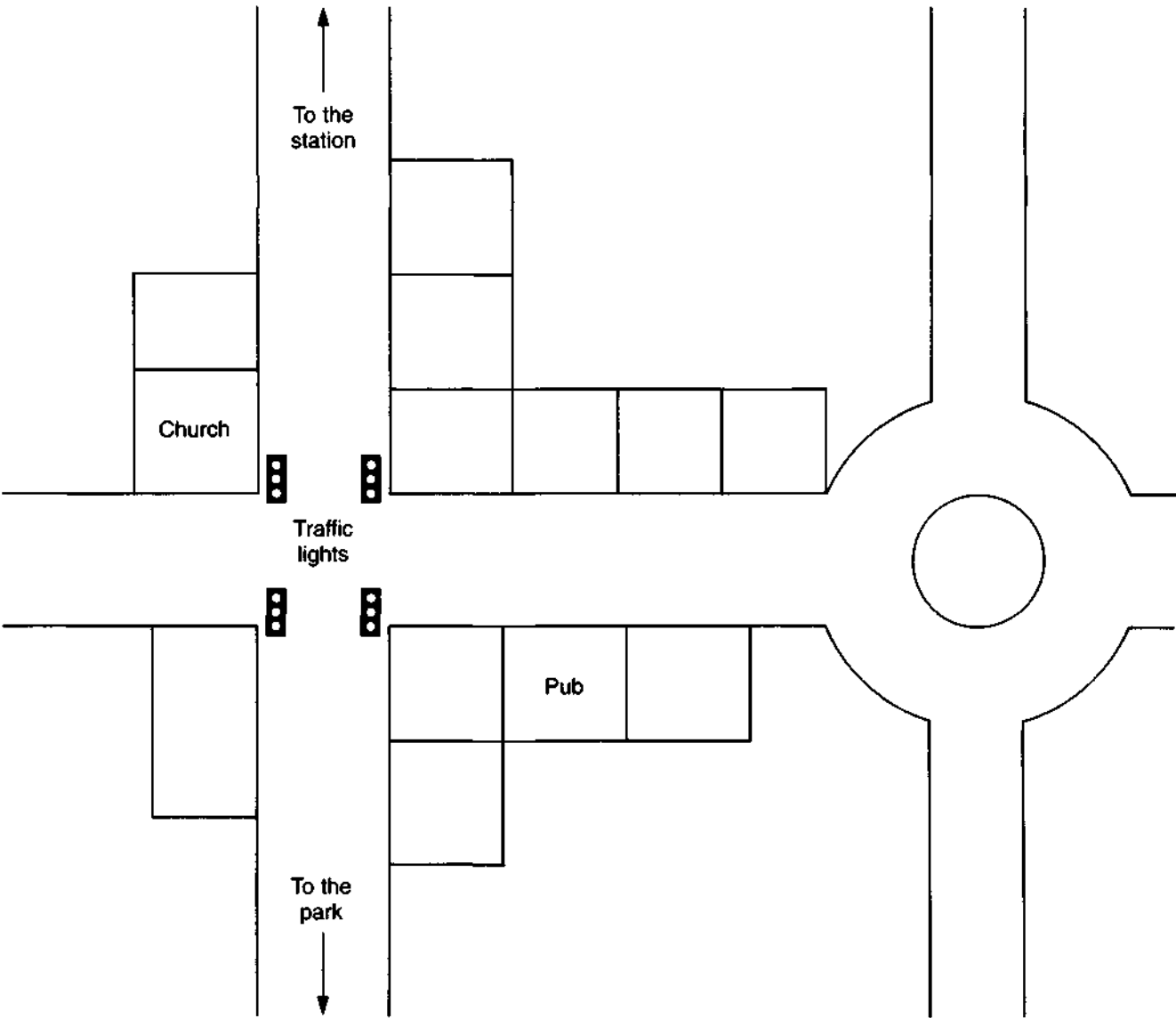
Later on she popped into the pub, which was next to the newsagent's, to meet Nigel as arranged, but he was still next door trying to book a last-minute flight to Bangladesh for a customer. So she decided to do some shopping while she waited for him.

She crossed the road at the traffic lights and looked through her list. The greengrocer at the corner of the street was selling the tomatoes she wanted but not the red roses she needed to buy for her dinner party. She would have to go almost all the way to the station for those. On the way there she bought some lamb chops and crossed over the road for a French loaf.

Before returning to the pub to see if Nigel had arrived she took the opportunity of having the heel of her shoe fixed. While she waited she kept an eye on the 'Rose and Crown' pub directly opposite. There was still no sign of Nigel after she had queued next door to the shoe repairer's for ten minutes to send a letter to France but, just as she was about to go into the shop next door to pick up some medicine, he called across to her.



Follow the clues and write the name of each shop in the correct place on the plan.



Score



## 41 BELOW THE BELT

Round

Team

*Here are twenty articles of clothing, arranged in alphabetical order. Sort them into two groups: clothing worn above the belt and clothing worn below the belt.*

blouse  
brooch  
clogs  
collar  
cravat  
cuff  
flip-flops

garter  
kilt  
leggings  
mittens  
pop-socks  
shawl  
slippers

sporrán  
tiara  
tie  
tights  
trunks  
waistcoat

**Worn above the belt**

**Worn below the belt**

Score




42 SALES PITCH ?

Round

Team

Listen to the clues and complete the crossword.



Score



## **8 Nationalities**

43	Kilt or kaftan	93
44	Teach the world	94
45	Pardon my French	96
46	Home sweet home	97
47	Say what you mean	98
48	United Nations	99



43 KILT OR KAFTAN

Round

Team

Give the nationality of the people who wear these clothes.

Example

beret	French
1 kimono	_____
2 yashmak	_____
3 sneakers	_____
4 dhoti	_____
5 lederhosen	_____
6 clogs	_____
7 mantilla	_____
8 bowler	_____
9 kilt	_____
10 sarong	_____

Choose from these words:

American	Fijian	Japanese	Spanish
Arabian	German	Malayan	Swedish
Dutch	Indian	Mexican	
English	Irish	Scottish	

Score



## 44 TEACH THE WORLD

Round

Team

*Study the plan of the classroom, read the text and write the nationality of each student on their desk. The students come from some of the countries listed on the plan.*

The teacher asked the first question to the boy from Down Under, who was sitting directly opposite her. He looked at his neighbour on his immediate left for some help, but she didn't notice because she was day-dreaming of her home on the Roof of the World. So then he shifted his attention to the student on the teacher's right – a beautiful blonde blue-eyed Scandinavian. She was fluttering her eyelashes at her boyfriend from the Land of the Rising Sun, who was sitting between a South American and a European on the other side of the room.

The Portuguese-speaking boy, sitting nearest the door, always got the right answers but even he didn't know this one. Next door but one to him the compatriot of Joan of Arc was making a paper dart. He aimed it at the waste-paper bin behind the boy with the Ming ancestors, who was leaning over the desk of his sari-clad pairwork partner.

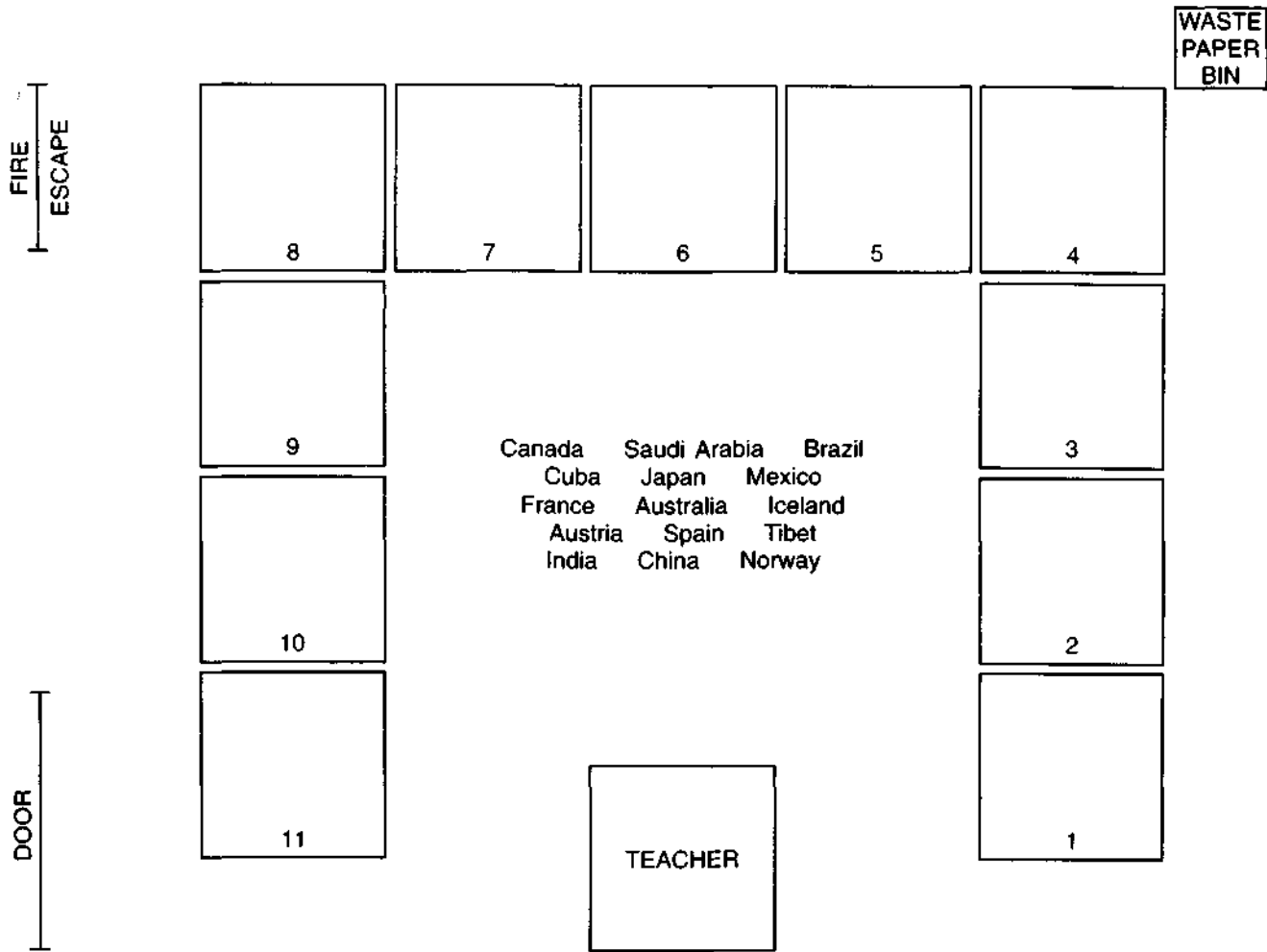
Meanwhile the student from Reyjavik was feeling lonely because he had nobody to do pairwork with. He gazed across at the beautiful blonde and her partner from the bilingual country.

The teacher said, 'Doesn't anybody know the answer to this question?'

At that point the fire alarm went off. Everyone rushed out, almost knocking over poor Mohammed in their hurry to escape.

Score







# 45 PARDON MY FRENCH

Round

Team

*The words on the left have all become part of the English language but originally they came from other languages. Can you match them up with their original languages on the right?*

Word	Original language	Choices
1 algebra	Arabic	Czech
2 piano	_____	Hungarian
3 boss	_____	Dutch
4 bungalow	_____	Arabic
5 yoghurt	_____	Russian
6 paprika	_____	Italian
7 sauna	_____	Eskimo
8 anorak	_____	Aboriginal
9 robot	_____	Finnish
10 boomerang	_____	Swedish
11 sputnik	_____	Hindi
12 ombudsman	_____	Turkish

Score



## 46 HOME SWEET HOME

Round

Team

*Where do/did the following live?*

1 Sherlock Holmes (his address)

---

2 Mowgli (did he live in a village?)

---

3 Mona Lisa

---

4 The Abominable Snowman

---

5 Peter Pan (which land?)

---

6 Elvis Presley (the name of his house)

---

7 The President of France

---

8 Queen Elizabeth II (the name of her home in London)

---

9 Britain's Prime Minister (his address)

---

10 The First Lady of America (the name of her home)

---

Score



## 47 SAY WHAT YOU MEAN

Round

Team

*Here are 10 idiomatic English phrases which all refer to people from places around the world. Match them to the correct definitions.*

### Idioms

- 1 Going Dutch
- 2 Pardon my French
- 3 French leave
- 4 Indian file
- 5 It's all Greek to me
- 6 Play Russian roulette
- 7 Selling ice-cream to Eskimos
- 8 The Gnomes of Zurich
- 9 When in Rome do as the Romans do
- 10 The American Dream

### Definitions

- a Excuse my bad language
- b Completely incomprehensible (I don't understand a thing!)
- c Take a big risk
- d Follow the local customs
- e To go away or do a thing without permission
- f Even the most humble person can achieve fame and fortune
- g Each person paying for themselves on an evening out
- h Being very persuasive
- i Swiss bankers
- j A line of people walking one behind the other

Score



## 48 UNITED NATIONS ?

Round

Team

*Listen to the clues and complete these words. They are all nationalities.*

1 The **S**     **s**

2 **E**       **n**

3 **B**   **n**    **n**

4 The **G**      **s**

5 **N**  **p**     **e**

6 **N**         **s**

7 **E**      **s**

8 **C**       **e**

9 a) **D**   **i** **s** **h**    b) **S**    **i** **s** **h**

10 a) **C**     **i** **a** **n**    b) **A**       **i** **a** **n**

Score



## **9 Transport**

- 49 Ticket to ride 101
- 50 Air traffic controller 102
- 51 Mornington Crescent 104
- 52 Trains and boats and planes 106
- 53 We're getting there 107
- 54 Slow boat to China 108



49    **TICKET TO RIDE**

Round

Team

*Look at each word on the left and find a word from the right to make a matching pair. Fill in the words in the spaces.*

Word	Matching pair	Choices
1 day	return	warden
2 season	_____	car
3 boarding	_____	stop
4 luggage	_____	crossing
5 traffic	_____	return
6 buffet	_____	card
7 request	_____	clamp
8 one-way	_____	rack
9 communication	_____	street
10 wheel	_____	ticket
11 zebra	_____	cord

Score



## 50 AIR TRAFFIC CONTROLLER

Round

Team

*Look at the map of airline routes and answer these questions about various people's journeys. Then on the map mark their routes A–G. Beware, some cities are used more than once.*

- A Luis is taking a 747 from his home town to his holiday destination. He will probably eat paella before he leaves and may have fish and chips when he arrives.

He's going from 1) \_\_\_\_\_ to 2) \_\_\_\_\_

- B Alex won't need his passport for this flight from the capital city to the north of the country.

He's going from 3) \_\_\_\_\_ to 4) \_\_\_\_\_

- C The airport Nicola is flying from is the furthest north. She'll still need to wear her fur hat when she arrives.

She's going from 5) \_\_\_\_\_ to 6) \_\_\_\_\_

- D Dominic is flying from one island to another, smaller one.

He's going from 7) \_\_\_\_\_ to 8) \_\_\_\_\_

- E Omar's flight will be very long. It will be hot when he leaves home, cold when he arrives and probably raining when he stops to refuel.

He's going from 9) \_\_\_\_\_ to 10) \_\_\_\_\_ ,  
refuelling at 11) \_\_\_\_\_

- F Anna is flying west, but it's only a short journey. When she gets off the plane she'll be able to see the sea.

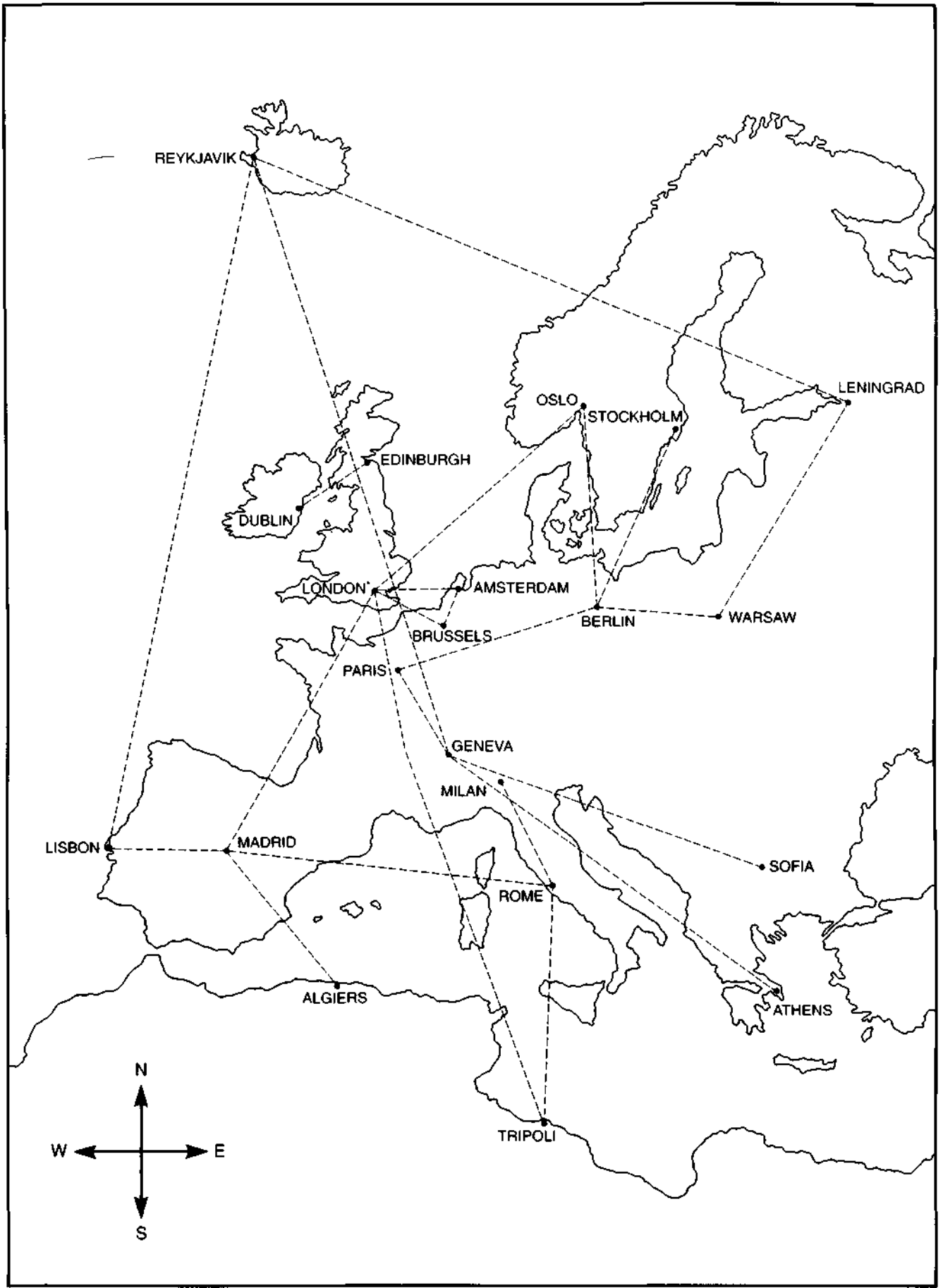
She's going from 12) \_\_\_\_\_ to 13) \_\_\_\_\_

- G Danielle sometimes has to work at the European Parliament building. She flies there because it's quicker than going by train. Her home town is in a very low country.

She's lives in 14) \_\_\_\_\_ and works in 15) \_\_\_\_\_

Score







# 51 MORNINGTON CRESCENT

Round

Team

*Use these clues and the London Underground map to find the names of 10 Underground stations.*

## *Example*

Entrance but no door, not made of wood.

**Marble Arch**

1 A university but no animals here?

\_\_\_\_\_

2 The ruler's angry.

\_\_\_\_\_

3 Anyone for tennis?

\_\_\_\_\_

4 A market or an opera – or do flowers grow here?

\_\_\_\_\_

5 Sherlock Holmes got off here.

\_\_\_\_\_

6 This tall building must be high up.

\_\_\_\_\_

7 A place of worship for some religions.

\_\_\_\_\_

8 An animal partners a building.

\_\_\_\_\_

9 Sounds like the Beatles' address but it is in London.

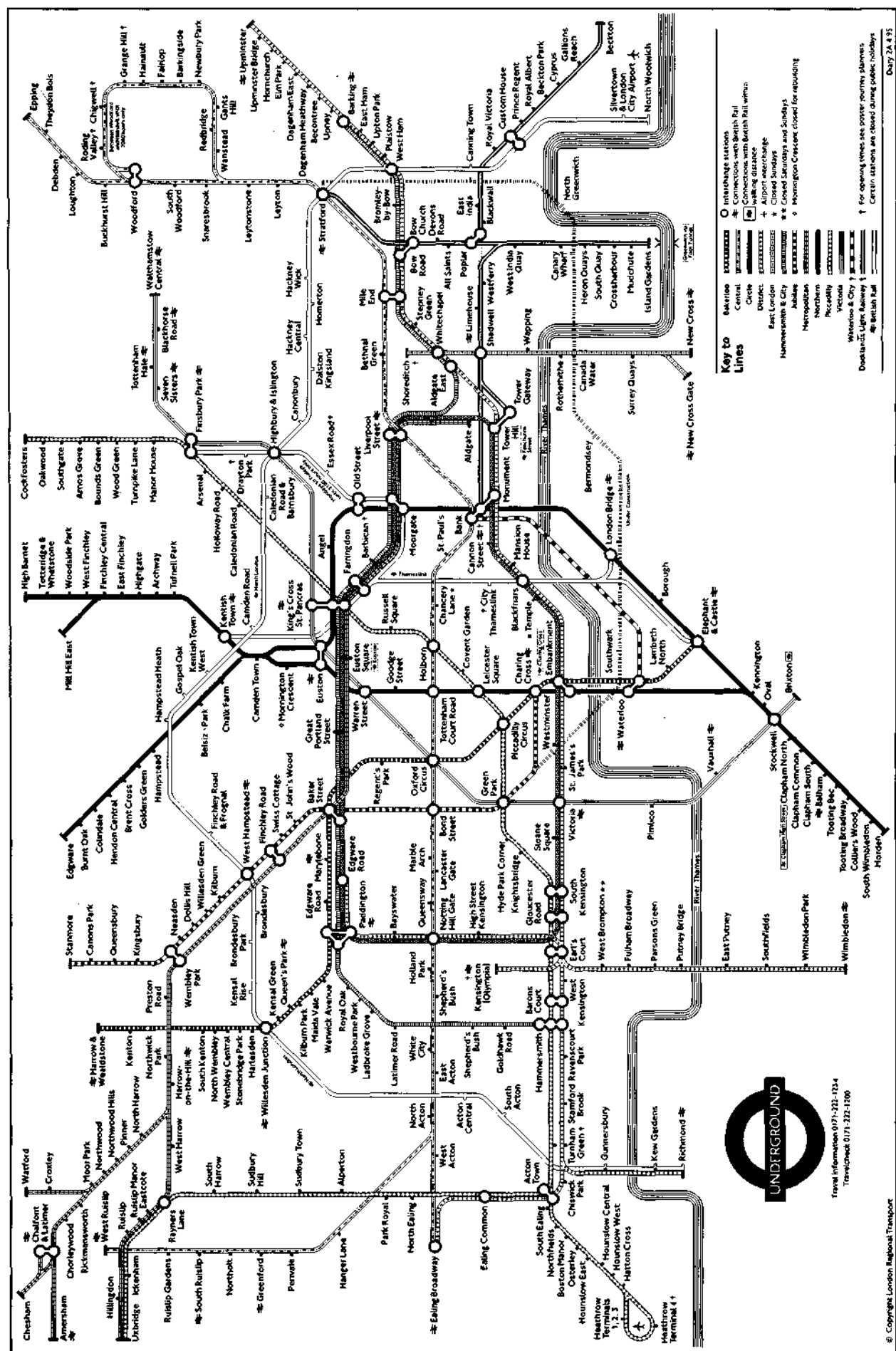
\_\_\_\_\_

10 Did this tree catch fire?

\_\_\_\_\_

Score







52 TRAINS AND BOATS AND PLANES

Round

Team

These are all first journeys but the who, when and what columns have got muddled up. Sort them out into the right order.

Who	When	What
1 Thor Heyerdahl	1770	swam the English Channel
2 Christopher Columbus	1519	circumnavigated the world
3 Charles Lindbergh	1911	sailed to Botany Bay in Australia
4 Phileas Fogg	1492	went to the South Pole
5 Roald Amundsen	1872	flew across the Atlantic
6 Captain Cook	1927	went on the 'Kon-Tiki' expedition
7 Captain Matthew Webb	1947	sailed to America on the 'Mayflower'
8 Pilgrim Fathers	1961	discovered America
9 Magellan	1875	was the first man in space
10 Yuri Gagarin	1620	went around the world in 80 days

Write your answers here.

Who	When	What
1 Thor Heyerdahl	_____	_____
2 Christopher Columbus	_____	_____
3 Charles Lindbergh	_____	_____
4 Phileas Fogg	_____	_____
5 Roald Amundsen	_____	_____
6 Captain Cook	_____	_____
7 Captain Matthew Webb	_____	_____
8 Pilgrim Fathers	_____	_____
9 Magellan	_____	_____
10 Yuri Gagarin	_____	_____

Score



# 53 WE'RE GETTING THERE

Round

Team

Fill in the missing letters to find a famous plane, ship, hot air balloon, car, motorbike and train, plus an airline, a railway, a very old form of transport and a very modern one.

- 1 C    o r
- 2 T   n s  S i    i a   R   l w
- 3 V i    n  t l    i c
- 4  i t   n i
- 5 Z   p    n
- 6  e l l  F   g o  S t
- 7 H    e y - D a    o n
- 8  p o l l  E    t
- 9 R o    R o
- 10 O r    t  x p

Score




54 SLOW BOAT TO CHINA ?

Round

Team

Listen to the clues and complete the crossword.



Score



## **10 The media**

- 55 Radio Times 110
- 56 Bandstand 112
- 57 Picture parade 113
- 58 Pick a pair 114
- 59 All singing, all dancing 115
- 60 On the same wavelength 116



## 55 RADIO TIMES

Round

Team

*Study the programme information for tonight's three television channels and then answer these questions.*

- 1 Peter hasn't got a video – can he watch both gardening programmes?  
\_\_\_\_\_
- 2 What time is the astronomy programme on BTV3?  
\_\_\_\_\_
- 3 Peter's wife is very interested in photography. Which programme might give him ideas for a birthday present?  
\_\_\_\_\_
- 4 If you're interested in sport, which channel will you watch tonight?  
\_\_\_\_\_
- 5 You love watching programmes about wild animals, so which programme will you choose?  
\_\_\_\_\_
- 6 Your homework is about pollution. Are there any helpful programmes tonight?  
\_\_\_\_\_
- 7 Mary's interested in medicine and cooking. She will need to record one programme tonight but what time should she switch on her video?  
\_\_\_\_\_
- 8 Interested in the arts? Which arts programme is on tonight?  
\_\_\_\_\_
- 9 An indoor sport this time. What and when?  
\_\_\_\_\_
- 10 Maria Theresa's looking forward to the exam results – when will her question be answered?  
\_\_\_\_\_

Score



## CHANNEL 1

- 6.00 p.m.: Soap Opera. The latest from **Tedium Towers** – a language school. The F.C.E. results have arrived at the school.
- 6.30: **Quiz Time**. More team teasers.
- 7.00: **News and Views at 7**. News from around the world.
- 7.50: **Down Memory Lane**. This week we look back at 1968.
- 8.00: **International Football**. World Cup match between Italy and Germany.
- 10.00: In our film season, **The Sound of Murder**. Starring Judith Andrews, filmed on and in the canals of Venice.
- 11.50: **News Summary and Weather**.

## CHANNEL 2

- 6.00 p.m.: **International Chess**. The latest from the Championships held in Eastbourne this year.
- 6.15: **News Update**.
- 7.00: **Safari Time**. Our animal programme tonight is live from Antarctica.
- 7.30: **Cooking for the Family**. Delicious and easy dishes.
- 8.00: **Consumer's Corner**. This week we look at cameras and camcorders and give details of a competition.
- 9.00: **Earthwatch**. Why, O why, are we ruining our environment?
- 9.30: **News**.
- 10.00: **Blooming Marvellous**. Indoor gardens for flats.
- 10.30: **A. and E.** Another bloody episode from the Accident and Emergency Department of London's busiest hospital.
- 11.30: **Night Owls**. The arts programme.
- 12.00: **The Midnight Serial**. From a current best seller.

## BTV 3

- 6.00 p.m.: **Dig This**. How to grow the best vegetables.
- 6.30: **Hammer It Home**. This week some decorating ideas.
- 7.00: **Chats at 7**. On the sofa tonight more famous people in the news.
- 7.45: A new series, **An Alphabet of Diseases**. Part 1 – Aids and Asthma.
- 8.00: **The Pound in Your Pocket**. A guide to income tax.
- 8.30: **Do Me a Favour**. Family drama.
- 9.00: **News and Comment**. Politics and events from around the world.
- 10.00: **Local News and Weather**.
- 10.15: **From Rags to Riches**. Fashion ideas from the Paris collections.
- 11.00: **Stars in Your Eyes**. The night sky explained.
- 12.00: **End Your Day**, with prayer and meditation.



56 BANDSTAND

Round

Team

Hidden in this wordsquare are the names of 10 musical instruments. They may be written horizontally, vertically, or diagonally. Write them at the bottom of the page.

C	Y	M	B	A	L	S	L	Q	G	C	D
R	M	X	Q	O	J	W	F	Z	U	J	R
D	T	P	Y	S	B	R	T	G	I	E	U
N	O	B	O	E	C	U	D	Y	T	P	M
W	M	I	X	N	J	O	V	C	A	X	S
T	E	N	O	R	S	A	X	J	R	D	E
L	Z	J	F	J	X	D	W	F	G	Y	C
S	B	V	S	O	B	Y	P	M	U	Q	V
V	I	O	L	I	N	R	T	I	J	R	B
N	Y	L	V	A	L	T	O	S	A	X	I
L	E	S	P	U	X	Y	C	Z	T	N	W
C	Q	T	R	U	M	P	E	T	Y	F	O

- 1 \_\_\_\_\_
- 2 \_\_\_\_\_
- 3 \_\_\_\_\_
- 4 \_\_\_\_\_
- 5 \_\_\_\_\_

- 6 \_\_\_\_\_
- 7 \_\_\_\_\_
- 8 \_\_\_\_\_
- 9 \_\_\_\_\_
- 10 \_\_\_\_\_

Score

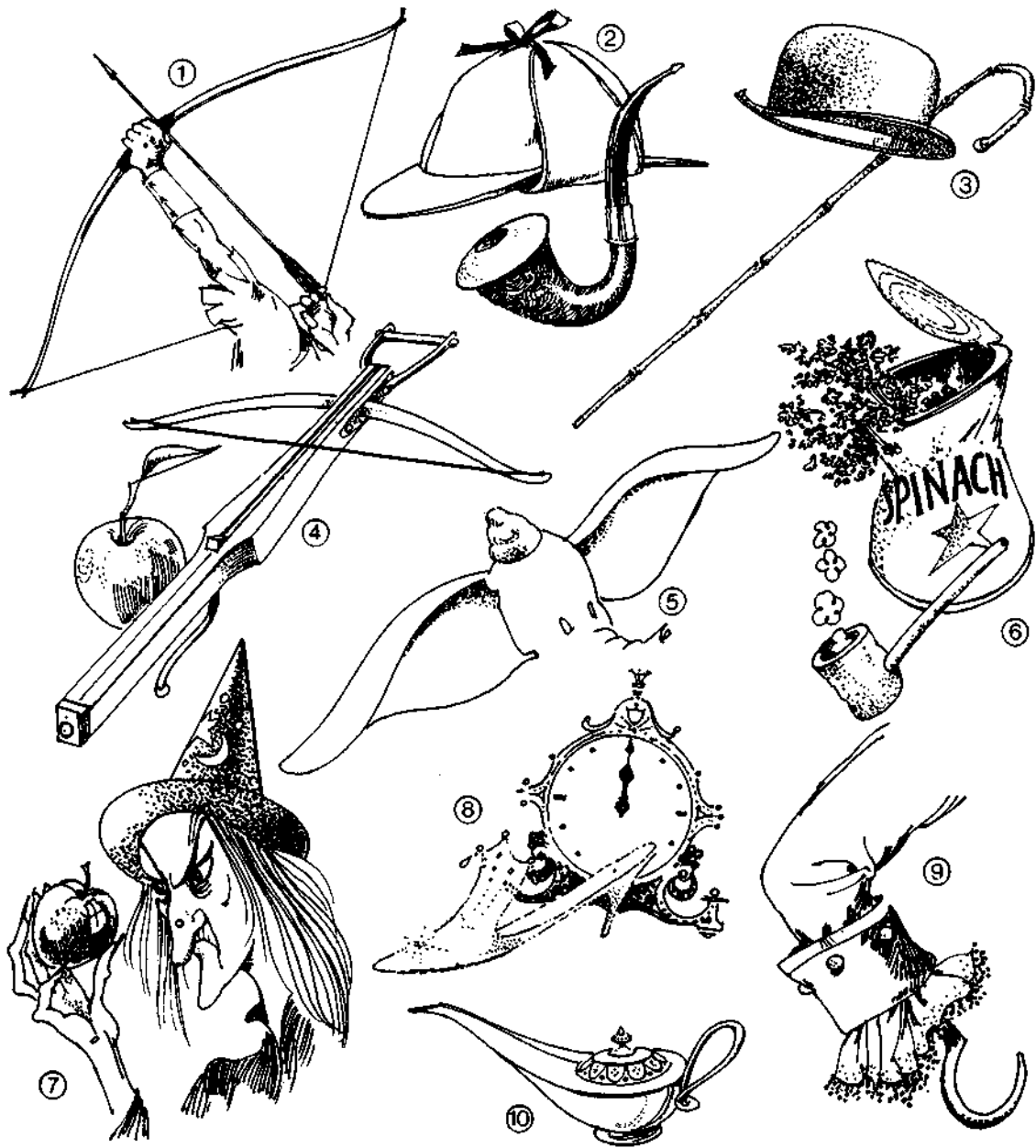


57 PICTURE PARADE

Round

Team

Match the articles in the pictures to the characters.



Captain Hook \_\_\_\_\_  
Aladdin \_\_\_\_\_  
Popeye \_\_\_\_\_  
Dumbo \_\_\_\_\_

Charlie Chaplin \_\_\_\_\_  
William Tell \_\_\_\_\_  
Snow White \_\_\_\_\_  
Sherlock Holmes \_\_\_\_\_

Cinderella \_\_\_\_\_  
Robin Hood \_\_\_\_\_

Score



## 58 PICK A PAIR

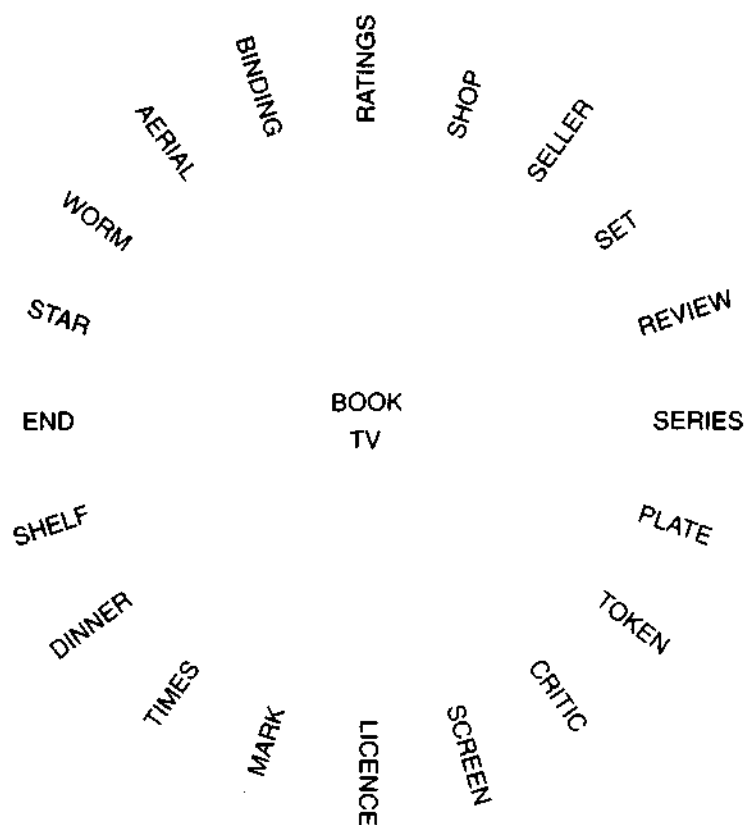
Round

Team

Each of the words around this circle combines with either *BOOK* or *TV* to form a compound noun. Write them at the bottom of this paper.

*Example*

*TV + case* doesn't combine. *book + case* = **bookcase**



- |         |          |          |          |
|---------|----------|----------|----------|
| 1 _____ | 6 _____  | 11 _____ | 16 _____ |
| 2 _____ | 7 _____  | 12 _____ | 17 _____ |
| 3 _____ | 8 _____  | 13 _____ | 18 _____ |
| 4 _____ | 9 _____  | 14 _____ | 19 _____ |
| 5 _____ | 10 _____ | 15 _____ | 20 _____ |

Score



## 59 ALL SINGING, ALL DANCING

Round

Team

*These are all words for large numbers of people attending public gatherings. Match each one to its correct clue.*

### Example

Participant = You take part.

- 1 spectators
- 2 fans
- 3 audience
- 4 congregation
- 5 demonstrators
- 6 candidates
- 7 delegates
- 8 recruits
- 9 members
- 10 competitor

### Clues

- a Sitting an exam
- b You, at this moment
- c Followers of concerts or sports
- d Enrolled in the military
- e At a sports meeting
- f Attending a church service
- g Clubs, societies and parliament
- h Chosen to attend a conference
- i Protesting angrily and marching with banners
- j They sit attentively and usually only make a noise at the end

Score



## 60 ON THE SAME WAVELENGTH ?

Round

Team

*You are going to hear 10 clues and the answers to them are all connected with aspects of the media. Listen and choose your answers from the list of words below and write the clue number next to each.*

announcer

byline

caption

channel

editor

episode

headline

newsflash

newsreader

radio station

serial

series

wavelength

weather forecast

Score



## **11 Jobs**

- 61 I love my love 118
- 62 Jobsworth 119
- 63 A square peg in a round hole 120
- 64 Tools of the trade 121
- 65 Situations vacant 122
- 66 What's my line? 123



## 61 I LOVE MY LOVE

Round

Team

*Write an occupation starting with each letter of the alphabet. Some are done for you as examples.*

A = Architect

B = \_\_\_\_\_

C = \_\_\_\_\_

D = \_\_\_\_\_

E = \_\_\_\_\_

F = \_\_\_\_\_

G = \_\_\_\_\_

H = \_\_\_\_\_

I = Interpreter

J = \_\_\_\_\_

K = Karate instructor

L = \_\_\_\_\_

M = \_\_\_\_\_

N = \_\_\_\_\_

O = \_\_\_\_\_

P = \_\_\_\_\_

Q = Quiz-master

R = \_\_\_\_\_

S = \_\_\_\_\_

T = \_\_\_\_\_

U = \_\_\_\_\_

V = \_\_\_\_\_

W = \_\_\_\_\_

X = Xylophonist

Y = \_\_\_\_\_

Z = Zoo-keeper

Score



62    **JOBSWORTH**

Round

Team

*What jobs are these people famous for?*

- 1 Margaret Thatcher \_\_\_\_\_
- 2 Christian Dior \_\_\_\_\_
- 3 Frank Lloyd Wright \_\_\_\_\_
- 4 Mohammed Ali \_\_\_\_\_
- 5 Brigitte Bardot \_\_\_\_\_
- 6 Maria Callas \_\_\_\_\_
- 7 Clark Kent (Superman) \_\_\_\_\_
- 8 Pablo Picasso \_\_\_\_\_
- 9 Hercule Poirot \_\_\_\_\_
- 10 Ernest Hemingway \_\_\_\_\_
- 11 Henry Ford \_\_\_\_\_
- 12 Al Capone \_\_\_\_\_
- 13 Charles Darwin \_\_\_\_\_
- 14 Martin Luther King \_\_\_\_\_
- 15 Omar Khayyám \_\_\_\_\_

Score




## 63 A SQUARE PEG IN A ROUND HOLE

Round

Team

Use the clues to fill in this grid with occupations.



- 1 buns      biscuits      loaf
- 2 kennels      sick      animals
- 3 lamb      pork      beef
- 4 and 6 La Scala      La Boheme      baritone
- 5 Hamlet      stage      script
- 7 surgery      thermometer      patient
- 8 prayer      church      bells
- 9 marking      term      course
- 10 aspirin      cosmetics      toothpaste
- 11 jury      judge      guilty

Score



## 64 TOOLS OF THE TRADE

Round

Team

*Read each clue and fill in the missing letters to find an item needed in each job.*

- 1 Used by window cleaners. Long, and often in sections.  
l a \_ \_ e r
- 2 Tubular and made of glass. Used by a chemist.  
t e \_ \_ - \_ \_ b e
- 3 Long and thin with hair at the tip. Many sizes. Used by a painter.  
b \_ \_ \_ h
- 4 Sometimes used by an actor to change his appearance.  
m \_ \_ k
- 5 Used by doctors and nurses. Thin and very pointed and goes into the skin.  
s y \_ \_ \_ g e
- 6 Flat, metal and of various shapes and sizes. Used mostly by mechanics.  
s p \_ \_ \_ e r
- 7 An expensive piece of equipment. Might be used by a photojournalist to get a closer look.  
z o \_ \_ \_ \_ n s
- 8 Used by cooks for pastry. Long, wooden and cylindrical.  
r o l l \_ \_ \_ \_ i n
- 9 A dentist might use a small one, a road mender uses a big one.  
d \_ \_ \_ l
- 10 A dressmaker uses one to make sure everything is the correct length.  
t \_ \_ e m e \_ \_ \_ r e

Score



## 65 SITUATIONS VACANT

Round

Team

Look at the job advertisements from a newspaper and fill in the gaps with words from this list.

guests  
licence  
lunches

secretary  
photo  
cook

included  
dishwasher  
calm

outdoors  
look after  
speech

brushes  
training  
vet

We are looking for a (1) \_\_\_\_\_ with excellent typing, computer skills and telephone manner. Must be smart. Tel: 01435-27828.

Experienced **NANNY** needed to (2) \_\_\_\_\_ two girls aged 4 and 6. Car driver and non-smoker. Mrs Smith, 644844.

**KITCHEN ASSISTANT** needed in restaurant for light washing-up and using (3) \_\_\_\_\_. Tel: The Singing Kettle, 86253.

**PORTER** wanted in town centre hotel to join our team looking after (4) \_\_\_\_\_. Uniform and meals (5) \_\_\_\_\_. Weekend/shift work. Tel: The Albion Hotel, 78784.

**ASSISTANT** to (6) \_\_\_\_\_. Must love animals and be sympathetic with their owners. (7) \_\_\_\_\_ given to the right person. Cox and Brown: 22775.

**DRIVING INSTRUCTOR** wanted. Must have clean (8) \_\_\_\_\_, be patient and (9) \_\_\_\_\_. Flexible hours. Tel: RightRoad, 0181-675-364.

**PAINTER & DECORATOR** wanted for small local company. Must have experience and have own (10) \_\_\_\_\_. Apply: Botch and Son, 38390.

We need a **GARDENER** to join our team. You must enjoy working (11) \_\_\_\_\_ in all weathers. Apply to the Council Offices, Parks Dept.

An opportunity to become a **TELEVISION NEWS-READER**. The successful person will have clear (12) \_\_\_\_\_ and an attractive appearance. Write, sending (13) \_\_\_\_\_ to: SETV, Grove Street, Hove.

(14) \_\_\_\_\_ required for school canteen. Generous holidays and free (15) \_\_\_\_\_ given. Apply: The Headteacher, King Street School, Eastbeach.

Score




66 WHAT'S MY LINE? ?

Round

Team

Listen carefully to the clues and write down the jobs you think they describe. When you have finished you should find a hidden job in the shaded squares.



Score



## **12 Health and fitness**

- 67 On your toes 125
- 68 Wrong patient, wrong bed 126
- 69 Physician heal thyself 127
- 70 In sickness and in health 128
- 71 This is catching 129
- 72 A spoonful of sugar 130



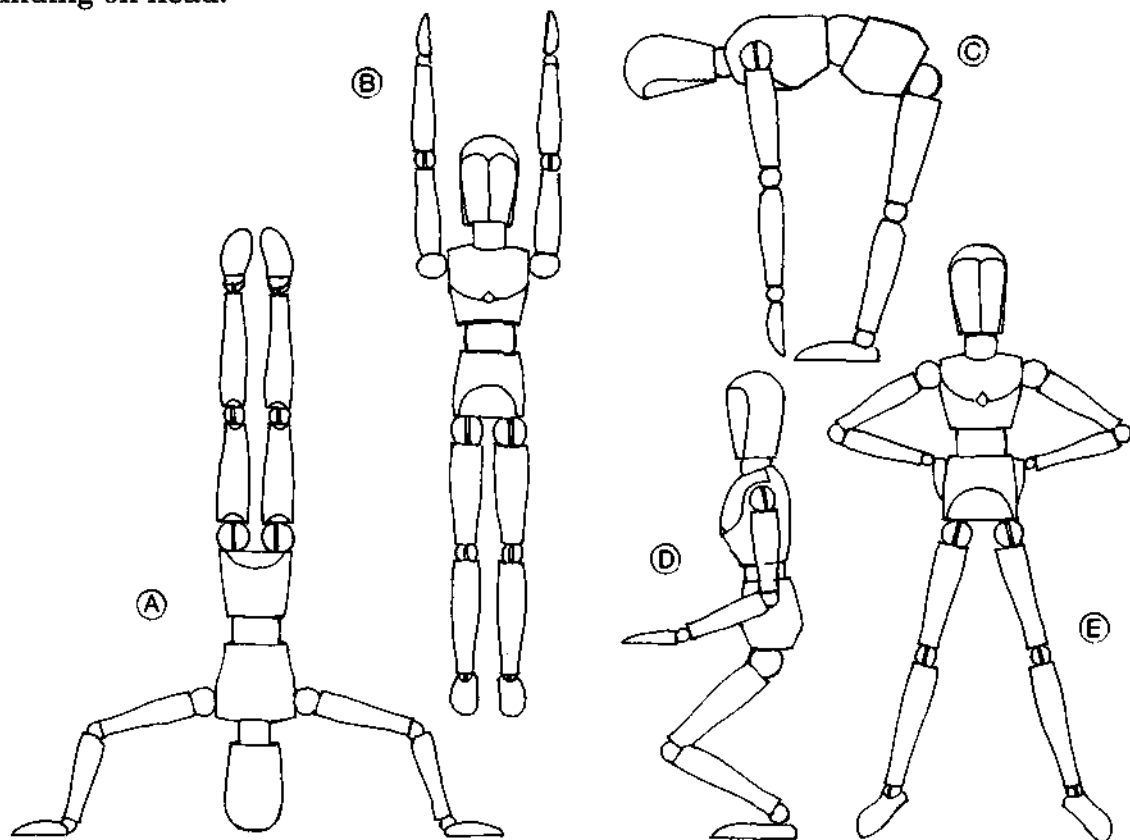
## 67 ON YOUR TOES

Round

Team

*Match these instructions to the exercises in the pictures.*

- 1 Touching toes.
- 2 Stretching arms in the air.
- 3 Hands on waist, legs apart.
- 4 Bending knees.
- 5 Standing on head.



A  B  C  D  E

*Now draw the pictures to go with these instructions.*

- 1 Feet apart, arms at sides, bend to your right.
- 2 Lie on your back and lift both legs, knees straight.

Score



## 68 WRONG PATIENT, WRONG BED

Round

Team

*Find and underline the odd word out in each of these groups of words.*

*Example*

doctor  
social worker  
stethoscope  
visitor

Stethoscope is the odd word out (this is a piece of medical equipment, the rest are all people in hospitals).

1 car park  
canteen  
theatre  
clinic

6 chips  
jacket potatoes  
boiled potatoes  
mashed potatoes

2 banana  
wholemeal bread  
chocolate  
white meat

7 measles  
heart attack  
smallpox  
influenza

3 Scotch and soda  
vodka on the rocks  
gin and tonic  
mineral water

8 yoghurt  
an orange  
chocolate gateau  
jelly

4 porter  
sister  
matron  
nurse

9 visitor  
patient  
surgeon  
ambulance driver

5 headache  
fracture  
bruise  
cut

10 sugar-coated cake  
chocolate and toffee bar  
lemon tea  
cola drink

Score



## 69 PHYSICIAN HEAL THYSELF

Round

Team

*Below are 10 pieces of advice for how to deal with particular medical problems. Decide if the advice is T(ue) or F(alse) for each one.*

- 1 For a nosebleed: leave patient face down on table with a bucket underneath face. T/F ☐
- 2 For a heart attack: help patient to sit, loosen any tight clothing. If he or she becomes faint, give the kiss of life. Ring for an ambulance. T/F ☐
- 3 For electric shock: switch off the electricity supply. Reassure the person. Lay him or her down carefully and raise legs. Loosen tight clothing. T/F ☐
- 4 For an object in the ear: if an insect, flood out with warm water. T/F ☐
- 5 For sunburn: break skin bubbles. T/F ☐
- 6 For choking: begin by putting finger in mouth to remove object. Encourage patient to bend over and slap 4 times between shoulder-blades. T/F ☐
- 7 For sprained ankle: bend the foot backwards and forwards five times. If patient becomes sleepy phone for ambulance. T/F ☐
- 8 For stings: make a circular cut in order to remove sting. T/F ☐
- 9 For poisoning: give the patient salty water to drink to make them sick. T/F ☐
- 10 For fainting: hold patient upright and try to make them vomit. T/F ☐

Score



## 70 IN SICKNESS AND IN HEALTH

Round

Team

Match the symptom on the left to the remedy on the right. Fill in the correct remedies on the lines given.

Symptom	Remedy	Choices
1 headache	aspirin	sticking plaster
2 broken arm	_____	throat sweet
3 bleeding	_____	ice pack
4 burns	_____	bandage
5 backache	_____	aspirin
6 cut finger	_____	eye bath
7 broken leg	_____	massage
8 sore throat	_____	cold water
9 influenza	_____	sling
10 sore eye	_____	splint
11 high temperature	_____	bed rest

Now select the most suitable verb to use with each remedy.

put on    **swallow**    wrap    suck    have    take    stick    put in  
use    tie on    tie

*Example*

**swallow** an aspirin

- a \_\_\_\_\_ a sticking plaster
- b \_\_\_\_\_ a throat sweet
- b \_\_\_\_\_ an ice pack
- d \_\_\_\_\_ a bandage
- e \_\_\_\_\_ an eye bath
- f \_\_\_\_\_ a massage
- g \_\_\_\_\_ cold water
- h \_\_\_\_\_ a sling (an arm and neck bandage)
- i \_\_\_\_\_ a splint (2 pieces of wood to hold an arm or leg straight)
- j \_\_\_\_\_ bed rest

Score



# 71 THIS IS CATCHING

Round

Team

Use the letters in the words below to make as many words of 3 letters or more as you can.

## GLANDULAR FEVER

*Example*

**Rave**

- 1 \_\_\_\_\_
- 2 \_\_\_\_\_
- 3 \_\_\_\_\_
- 4 \_\_\_\_\_
- 5 \_\_\_\_\_
- 6 \_\_\_\_\_
- 7 \_\_\_\_\_
- 8 \_\_\_\_\_
- 9 \_\_\_\_\_
- 10 \_\_\_\_\_
- 11 \_\_\_\_\_
- 12 \_\_\_\_\_
- 13 \_\_\_\_\_
- 14 \_\_\_\_\_
- 15 \_\_\_\_\_
- 16 \_\_\_\_\_
- 17 \_\_\_\_\_
- 18 \_\_\_\_\_
- 19 \_\_\_\_\_
- 20 \_\_\_\_\_

- 21 \_\_\_\_\_
- 22 \_\_\_\_\_
- 23 \_\_\_\_\_
- 24 \_\_\_\_\_
- 25 \_\_\_\_\_
- 26 \_\_\_\_\_
- 27 \_\_\_\_\_
- 28 \_\_\_\_\_
- 29 \_\_\_\_\_
- 30 \_\_\_\_\_
- 31 \_\_\_\_\_
- 32 \_\_\_\_\_
- 33 \_\_\_\_\_
- 34 \_\_\_\_\_
- 35 \_\_\_\_\_
- 36 \_\_\_\_\_
- 37 \_\_\_\_\_
- 38 \_\_\_\_\_
- 39 \_\_\_\_\_
- 40 \_\_\_\_\_

Score




## 72 A SPOONFUL OF SUGAR ?

## Round

## Team

**Listen to the clues and complete the crossword.**



## Score



## **13 Colour and shape**

- 73 Roses are red, violets are blue 132
- 74 Any colour as long as it's black 133
- 75 Getting into shape 134
- 76 On yer bike 136
- 77 It's a question of colour 137
- 78 Flying the flag 138



**73 ROSES ARE RED, VIOLETS ARE BLUE**

## Round

114

## Team

7

*Group these 20 items according to their colour. Choose from yellow, red, green or white.*

a canary

the moon

a cucumber

a lemon

a 'stop' sign

**grass**

**blood**

**a cloud**

a lettuce

a daffodil

**a bandage**

**a leaf**

strawberries

an egg yolk

a London bus

**milk**

## snowflakes

washing powder

fire

an emerald

Yellow	Red	Green	White

### Score

1



# 74 ANY COLOUR AS LONG AS IT'S BLACK

Round

Team

Match these phrases containing colours to the correct explanation.

**Phrases**

- 1 like a red rag to a bull
- 2 a red-letter day
- 3 a blackleg
- 4 to look at something through rose-coloured spectacles
- 5 once in a blue moon
- 6 red hot
- 7 red-faced
- 8 given the green light
- 9 black-hearted
- 10 to see the whites of his eyes
- 11 having the blues/feeling blue
- 12 to have green fingers
- 13 the black sheep of the family
- 14 out of the blue
- 15 a white elephant
- 16 a blue-eyed boy
- 17 rosy-cheeked
- 18 a green-eyed monster
- 19 as white as a sheet
- 20 in the pink

**Explanations**

- a a special day
- b to look on the bright side of life
- c very jealous
- d the most up-to-date
- e good at gardening
- f something that easily makes you angry
- g permission to proceed or go ahead
- h feeling depressed
- i current favourite of someone in authority
- j embarrassed
- k unexpected
- l something useless and unwanted
- m hardly ever
- n looks healthy
- o well and happy
- p frightened or very ill
- q evil
- r a disgrace to the family
- s carries on working when others are on strike
- t close enough to see he's frightened

1	2	3	4	5	6	7	8	9	10	11	12	13	14	15	16	17	18	19	20

Score



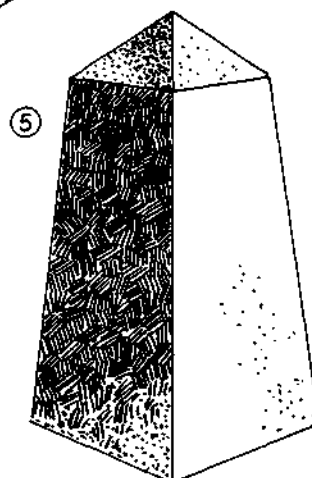

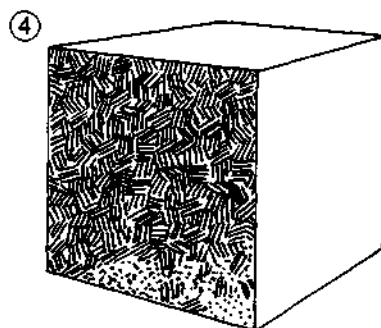
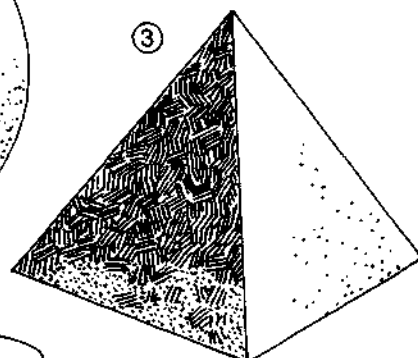
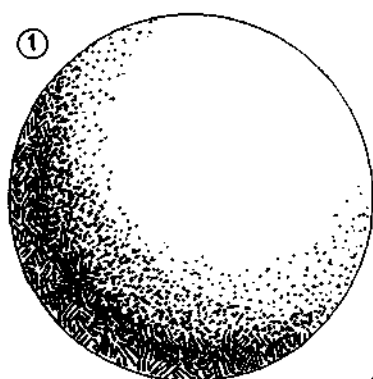
## 75 GETTING INTO SHAPE

Round ☐

Team ☐

Match these names to the shapes.

cylinder    obelisk    sphere    cube    pyramid



1 \_\_\_\_\_

2 \_\_\_\_\_

3 \_\_\_\_\_

4 \_\_\_\_\_

5 \_\_\_\_\_



## 75 GETTING INTO SHAPE

*Now draw these shapes.*

circle      triangle      hexagon      rectangle      trapezium

**Score**

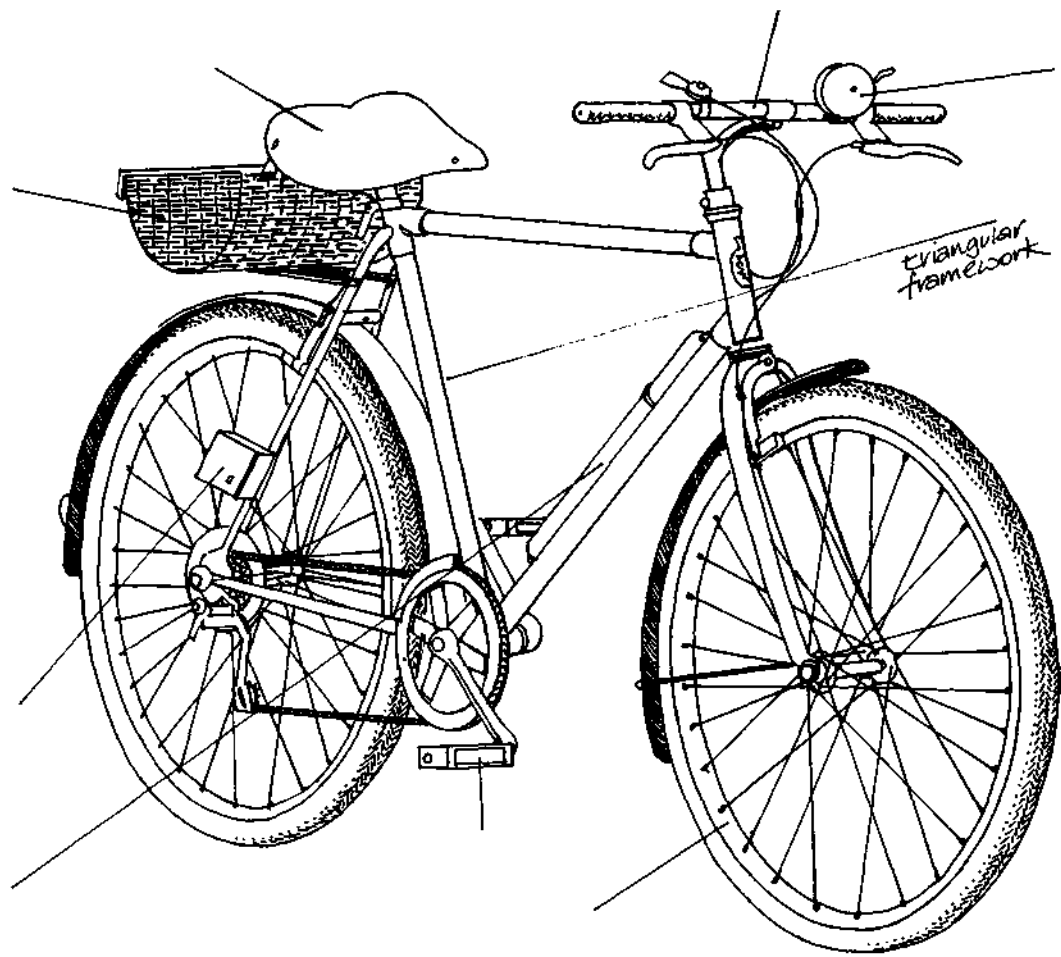


# 76 ON YER BIKE

Round ☐

Team ☐

Find and label parts of the bicycle, using an adjective and a bicycle part.



## Adjectives

- circular (2 things)
- square
- semicircular
- heart-shaped
- rectangular
- cylindrical (2 things)

## Bicycle parts

- basket
- handlebars
- pedals
- saddle
- bell
- wheel
- pump
- rear lamp

1	_____	_____
2	_____	_____
3	_____	_____
4	_____	_____
5	_____	_____
6	_____	_____
7	_____	_____
8	_____	_____

Score ☐



## 77 IT'S A QUESTION OF COLOUR

Round

Team

*Which colour do you associate with these things?*

1 U.N. berets

\_\_\_\_\_

2 danger

\_\_\_\_\_

3 surrender

\_\_\_\_\_

4 cowardice

\_\_\_\_\_

5 a citrus fruit that is also a colour

\_\_\_\_\_

6 New York taxis

\_\_\_\_\_

7 environmentally friendly

\_\_\_\_\_

8 St Valentine's Day (14th February)

\_\_\_\_\_

9 the All-England Lawn Tennis Association (Wimbledon)

\_\_\_\_\_

10 mourning in Western Europe

\_\_\_\_\_

Score



## 78 FLYING THE FLAG ?

Round

Team


*Listen to the instructions, draw the flags and put the colours in the right places. Then write the country under each flag.*




1 \_\_\_\_\_



2 \_\_\_\_\_



3 \_\_\_\_\_



4 \_\_\_\_\_



5 \_\_\_\_\_

Score



## **14 Sci-fi and mysteries**

- 79 Plot the planet 140
- 80 Watch this space 142
- 81 Whatever happened to or at? 143
- 82 Stars in your eyes 144
- 83 Print devils 145
- 84 Things that go bump in the night 146

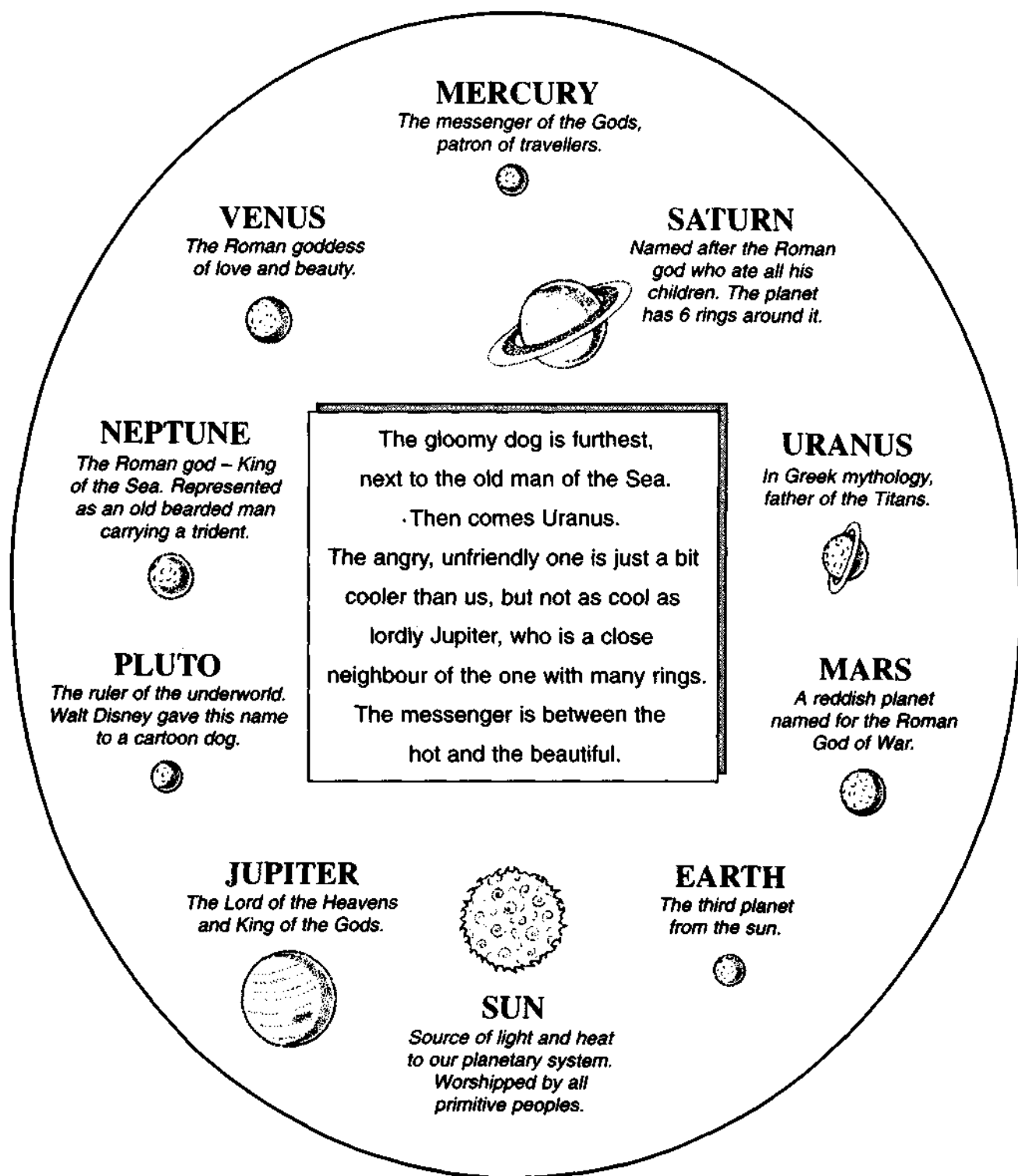


## 79 PLOT THE PLANET

Round ☐

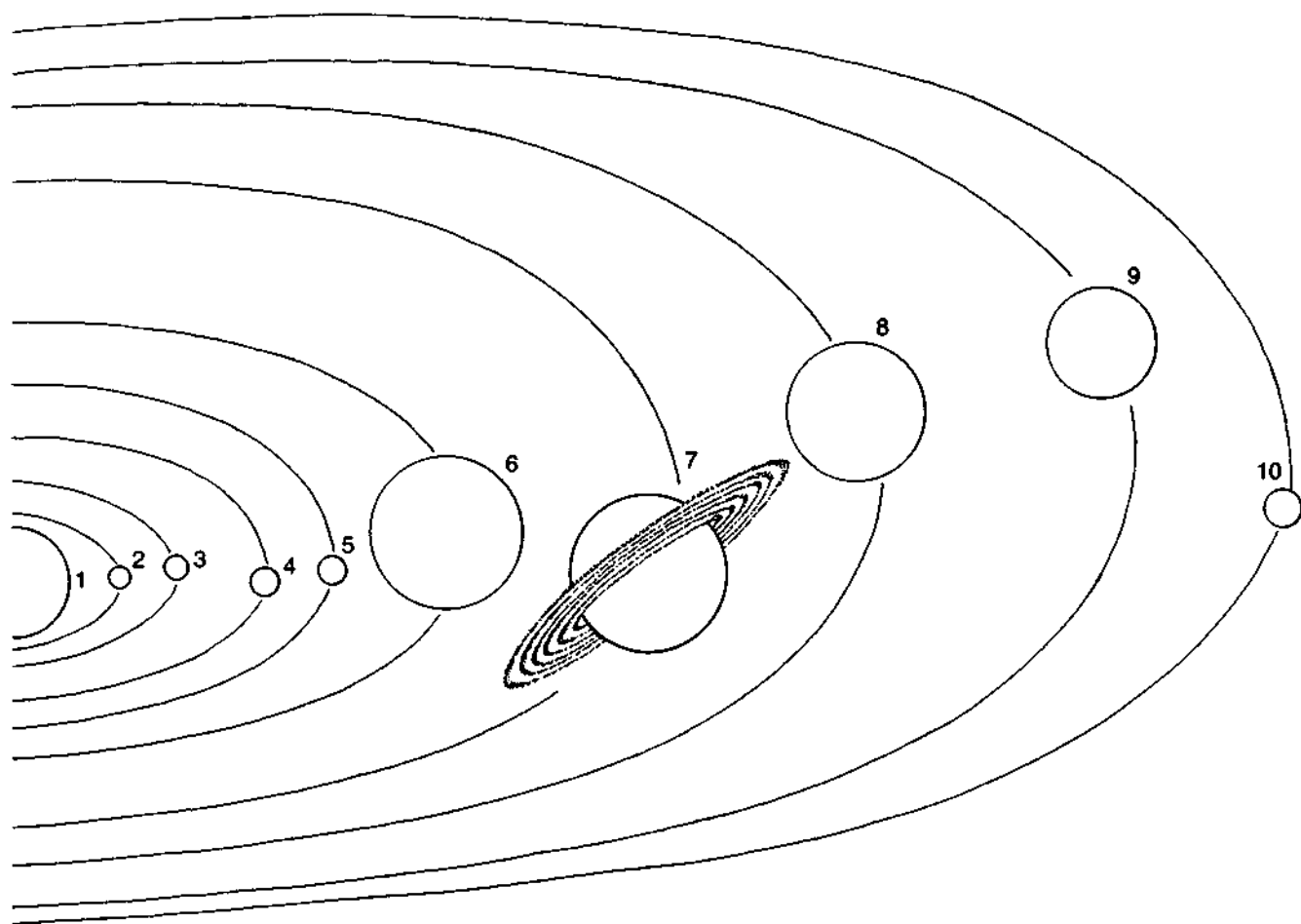
Team ☐

Use the clues written here to mark on the plan of the universe which planet is which. The names of the planets are written around the clues.





## 79 PLOT THE PLANET



1 \_\_\_\_\_  
2 \_\_\_\_\_  
3 \_\_\_\_\_  
4 \_\_\_\_\_  
5 \_\_\_\_\_

6 \_\_\_\_\_  
7 \_\_\_\_\_  
8 \_\_\_\_\_  
9 \_\_\_\_\_  
10 \_\_\_\_\_

Score



80 WATCH THIS SPACE

Round

Team

There are 10 words connected with space hidden in this wordsquare. They can be found vertically, horizontally or diagonally. Write them at the bottom of the page.

A	O	R	Q	X	N	S	R	O	R	B	I	T	G
P	S	F	D	C	W	T	A	Q	N	E	F	I	H
Q	J	T	G	L	Y	B	L	P	T	Y	M	J	K
Z	I	S	R	K	C	U	S	U	D	G	P	X	L
R	Y	X	L	O	V	V	A	C	R	B	L	P	Q
O	F	L	D	E	N	W	E	R	T	E	A	E	X
C	G	A	W	C	X	A	S	H	J	F	N	D	N
K	H	U	B	V	Y	H	U	M	Z	V	E	M	O
E	I	N	Z	A	L	G	T	T	N	K	T	Q	L
T	J	C	B	T	U	F	E	O	N	X	B	E	T
K	Y	H	S	C	A	P	S	U	L	E	Y	P	I
L	Z	R	Q	P	X	C	N	M	X	O	W	A	K
M	E	Z	V	O	U	Q	O	B	D	P	Z	J	V
N	F	S	P	A	C	E	P	U	J	R	M	Q	T
J	O	J	T	S	R	B	Q	D	A	L	T	R	N
E	H	P	K	N	I	F	Z	T	K	G	X	O	B
X	W	Y	L	G	D	O	S	C	S	D	O	V	P
A	L	I	E	N	G	B	Y	F	T	M	E	C	M

- 1 \_\_\_\_\_
- 2 \_\_\_\_\_
- 3 \_\_\_\_\_
- 4 \_\_\_\_\_
- 5 \_\_\_\_\_

- 6 \_\_\_\_\_
- 7 \_\_\_\_\_
- 8 \_\_\_\_\_
- 9 \_\_\_\_\_
- 10 \_\_\_\_\_

Score



# 81 WHATEVER HAPPENED TO OR AT?

Round

Team

*Read these clues and write down which strange person, event or place you associate with them.*

## *Example*

Heads but no eggs on this festival island.

**Statues on Easter Island**

- 1 It's been photographed having a swim in Scotland – or has it?  
\_\_\_\_\_
- 2 A dangerous shape in this place where people disappear.  
\_\_\_\_\_
- 3 A perpetual riddle and close neighbour of the Pyramids.  
\_\_\_\_\_
- 4 It kept afloat but where did the crew go?  
\_\_\_\_\_
- 5 White, cold and abominable.  
\_\_\_\_\_
- 6 Two Australian outback mysteries – sort them out.  
Hanging    baby    dingo    Rock  
a) \_\_\_\_\_  
b) \_\_\_\_\_
- 7 Part of the teaset occasionally sighted at night.  
\_\_\_\_\_
- 8 Serial killer in old London town.  
\_\_\_\_\_
- 9 She was thought to be the last descendant of the Tsars of Russia.  
\_\_\_\_\_

Score



## 82 STARS IN YOUR EYES

Round

Team

*These are the signs of the Zodiac and the symbols that represent them. Your team should try to put them in the right order by telling each other when your (and your families') birthdays are and, if you know them, what your Zodiac signs are.*

LEO (lion)	SAGITTARIUS (archer)
GEMINI (twins)	LIBRA (balance)
SCORPIO (scorpion)	ARIES (ram)
CANCER (crab)	VIRGO (virgin)
CAPRICORN (goat)	PISCES (fish)
TAURUS (bull)	AQUARIUS (water-carrier)

The year starts with CAPRICORN, December 22nd – January 20th

Score



## 83 PRINT DEVILS

Round

Team

Here are four different news reports which have mysteriously been mixed up at the printer's into one story. You have to sort them out by writing in the box after each sentence which story it comes from, 1, 2, 3 or 4 (the sentences for each story come in the right order). The first four sentences have been numbered for you.

Scientists now have evidence of life on the planet Mars. **1** A house in Manchester may have to be renumbered because nobody wants to buy it. **2** Thirty-year-olds Zoe and Zara Nash revealed a spooky secret yesterday. **3** Reports from several people in Wiltshire point to UFO activity in the area. **4** A NASA spokesman explained to our reporter, 'Cameras mounted on the recent spaceshot to Mars sent back some very strange photographs.' ☐ Last month their other sister, Zelda, also 30, was involved in a serious road accident in Oxford. ☐ Last night they say they saw a spacecraft flying overhead. ☐ The 30-year-old semi-detached has been on the market for over a year now. ☐ They thought it might be from the local airfield. ☐ In that time only three people have looked at it. ☐ When experts looked closely at them they were amazed. ☐ Both her sisters knew at the exact time that something bad had happened. ☐ Local estate agent Peter Conn believes it is the fault of the number. ☐ They telephoned at once to tell the news. ☐ Individuals and whole communities could be seen. ☐ He has advised the owners to give it a name now. ☐ They telephoned at once and heard the news. ☐ At the time of the accident one was in Australia and one was in Edinburgh. ☐ They all looked identical – short and fat with very long arms. ☐ He told our reporter: 'They are thinking of calling it "Dunroaming".' ☐ It was impossible to tell how advanced their intelligence was. ☐ Local man Fred Davison said, 'Nobody there could help us.' ☐ He thinks that should solve their problem. ☐ They all look identical and often think alike too. ☐ The 30-year-old market gardener went on to say that three of his neighbours also saw it. ☐ 'This sort of thing has happened to us before,' they commented. ☐ Further investigations are planned by NASA. ☐ 'We were astonished – this sort of thing has never happened to us before,' he commented. ☐

Then choose an appropriate headline for each story from this list.

UNLUCKY THIRTEEN FOR SELLERS	Story number <input type="text"/>
FREAK ACCIDENT IN MARKET	Story number <input type="text"/>
FLYING SAUCER SIGHTING	Story number <input type="text"/>
MARTIANS DISCOVERED	Story number <input type="text"/>
30-YEAR-OLD LANDS NEW JOB AT NASA	Story number <input type="text"/>
TRIPLETS' E.S.P.	Story number <input type="text"/>

Score




# 84 THINGS THAT GO BUMP IN THE NIGHT ?

Round

Team

*Listen to the clues and complete the crossword.*



Score



## **15 Fun with the English language**

- 85 Fill in and find out 148
- 86 Sounds alike 149
- 87 Spelling bee 150
- 88 The animals came in two by two 151
- 89 The shorter, the better 152
- 90 This won't hurt 153



## 85 FILL IN AND FIND OUT

Round

Team

Fill in the 12 missing words in this letter. You can only put one word into each gap.

Dear Anne,

Thank you for your letter, also the parcel, (1) \_\_\_\_\_ arrived safely. I have started (2) \_\_\_\_\_ the book and we all enjoyed the chocolates very much, especially Tim who has a very sweet tooth.

I started a new job this week (3) \_\_\_\_\_ a language school in town. We have students from (4) \_\_\_\_\_ over the world and it's interesting to see that they can communicate quite (5) \_\_\_\_\_ even if their English is poor. I have a class of nine students at intermediate level and some of them are (6) \_\_\_\_\_ enough to move up soon. Most of my class have been (7) \_\_\_\_\_ England for several months but one boy (8) \_\_\_\_\_ only just arrived (9) \_\_\_\_\_ Mexico. He has been learning English at school (10) \_\_\_\_\_ he was twelve.

We're looking (11) \_\_\_\_\_ to seeing you and your parents again soon. Give them (12) \_\_\_\_\_ best wishes.

Love from us all,

*Janet, Tim, Sarah and David.*

Score



## 86 SOUNDS ALIKE

Round

Team

Here are 20 pairs of words. Group A pairs look alike but may not rhyme (sound alike). Group B pairs don't look alike but may rhyme. Write 'R' next to each pair which rhymes and 'DR' next to each pair which doesn't rhyme.

### Group A

1 through	rough	<u>DR</u>
2 but	put	<u>          </u>
3 cook	look	<u>          </u>
4 those	whose	<u>          </u>
5 says	ways	<u>          </u>
6 threw	flu	<u>          </u>
7 cough	though	<u>          </u>
8 love	dove	<u>          </u>
9 found	sound	<u>          </u>
10 blue	true	<u>          </u>

### Group B

1 pact	packed	<u>R</u>
2 died	tide	<u>          </u>
3 through	blue	<u>          </u>
4 ski	sky	<u>          </u>
5 mouse	moose	<u>          </u>
6 fuse	news	<u>          </u>
7 water	daughter	<u>          </u>
8 hutch	touch	<u>          </u>
9 bear	beer	<u>          </u>
10 born	drawn	<u>          </u>

Score



## 87 SPELLING BEE

Round

Team

*Look at these groups of words and circle the correct spelling in each.*

- |                  |               |                |
|------------------|---------------|----------------|
| 1 a) friend      | b) freind     | c) frend       |
| 2 a) receat      | b) reciept    | c) receipt     |
| 3 a) emphasis    | b) emfasis    | c) emphasys    |
| 4 a) arguement   | b) argument   | c) argumant    |
| 5 a) goverment   | b) government | c) governmant  |
| 6 a) inichiative | b) initiative | c) inishiative |
| 7 a) cemetery    | b) semetery   | c) cemetary    |
| 8 a) sincerely   | b) sincererly | c) sincerley   |
| 9 a) elementery  | b) elementry  | c) elementary  |
| 10 a) writting   | b) writing    | c) riting      |

Score



88 THE ANIMALS CAME IN TWO BY TWO

Round

Team

These are all singular nouns. Write the plurals.

Example

woman	women
1 hoof	
2 child	
3 goose	
4 sheep	
5 fireman	
6 chimney	
7 fairy	
8 tooth	
9 wife	
10 wedding dress	

Score



## 89 THE SHORTER, THE BETTER

Round

Team

*These letters are all abbreviations for well-known phrases or organisations. Write each one in full.*

*Example*

P.S. = **post script** (an additional note at the end of a letter)

- 1 B.B.C. \_\_\_\_\_
- 2 M.P. \_\_\_\_\_
- 3 W.H.O. \_\_\_\_\_
- 4 V.I.P. \_\_\_\_\_
- 5 A.S.A.P. \_\_\_\_\_
- 6 P.T.O. \_\_\_\_\_
- 7 E.G. \_\_\_\_\_
- 8 E.E.C. \_\_\_\_\_
- 9 U.N.E.S.C.O. \_\_\_\_\_
- 10 W.W.F. \_\_\_\_\_

Score



90 THIS WON'T HURT ?

Round

Team

Listen to the clues and write the answers.

- 1 a) \_\_\_\_\_  
b) \_\_\_\_\_  
c) \_\_\_\_\_  
d) \_\_\_\_\_  
e) \_\_\_\_\_
- 2 \_\_\_\_\_
- 3 \_\_\_\_\_
- 4 a) \_\_\_\_\_ b) \_\_\_\_\_  
c) \_\_\_\_\_
- 5 \_\_\_\_\_
- 6 a) \_\_\_\_\_ b) \_\_\_\_\_  
c) \_\_\_\_\_ d) \_\_\_\_\_  
e) \_\_\_\_\_ f) \_\_\_\_\_
- 7 \_\_\_\_\_
- 8 \_\_\_\_\_
- 9 The odd man out is \_\_\_\_\_ because \_\_\_\_\_  
\_\_\_\_\_
- 10 a) \_\_\_\_\_  
b) \_\_\_\_\_  
c) \_\_\_\_\_  
d) \_\_\_\_\_  
e) \_\_\_\_\_  
f) \_\_\_\_\_  
g) \_\_\_\_\_  
h) \_\_\_\_\_  
i) \_\_\_\_\_  
j) \_\_\_\_\_

Score





# Have Fun with Vocabulary!

**Have Fun with Vocabulary!** is a lively collection of activities within the Penguin English series of photocopiable resource books for teachers. All the activities in this collection are characterized by a strong element of competition and speed, and the teacher's role is mainly that of facilitator, while the students do the work and enjoy using this motivating and stimulating material.

## **Have Fun with Vocabulary!**

- Ninety challenging and amusing vocabulary games and quizzes designed to engage and maintain students' interest
- Covers 15 useful everyday topics such as food and drink, shopping, transport, the media, jobs, and health and fitness
- Detailed Teacher's Notes provide information on method, the level of the activity, timing and background
- Answer key, scoreboards and suggestions for room plans

	Advanced
	Upper-Intermediate
	Intermediate
	Pre-Intermediate
	Elementary
	Beginner

	Adults
	16+
	12-15
	Primary







**Penguin English Photocopiables** is a growing series of resource books designed with the busy teacher in mind. All activities are quick to prepare and easy to use, and will motivate students to learn and enjoy learning English.

Front cover photograph: © The Image Bank



Published and distributed by  
Pearson Education Limited

Other titles in the series include:



67500

ISBN 0-140-81562-7



9 780140 815627

**PENGUIN ENGLISH PHOTOCOPIABLES**